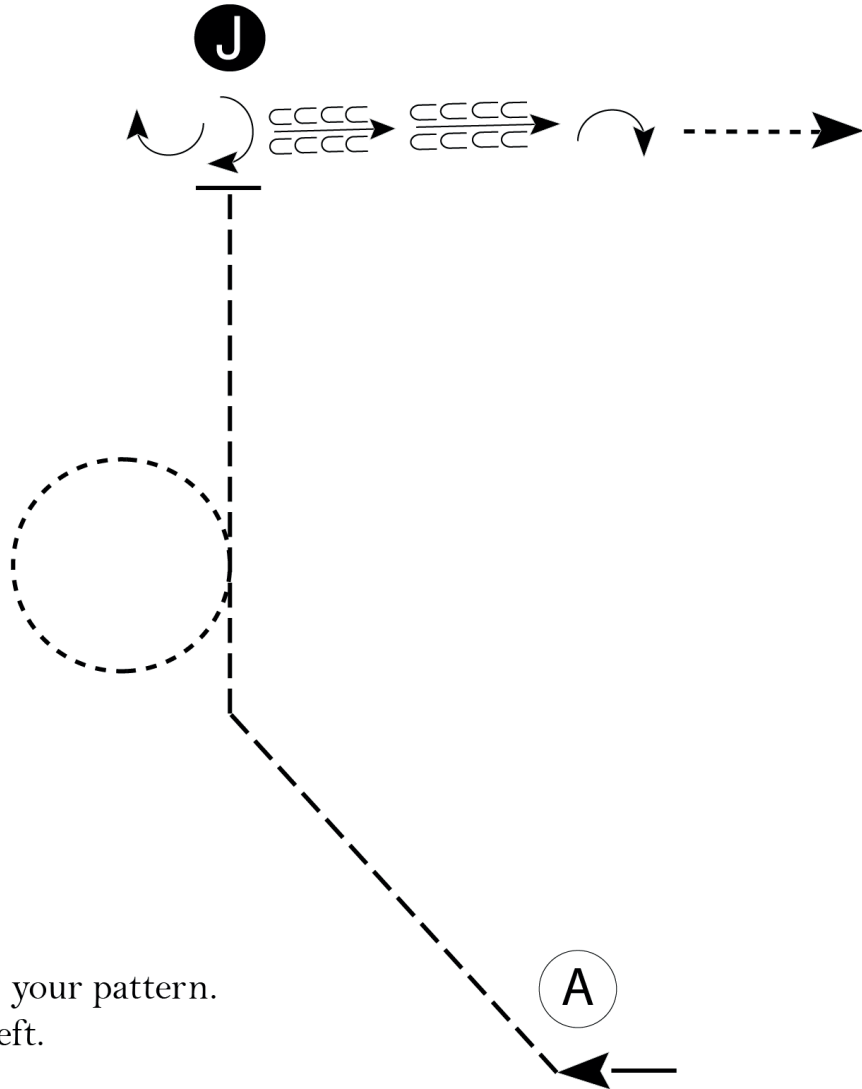


Showmanship (All Breed Open)

Show Date: 9/27/2018-9/30/2018

www.HorseShowPatterns.com

www.HorseShowPatterns.com



Be ready at A.

1. Trot to the middle of your pattern.
2. Walk a circle to the left.
3. Trot to the Judge.
4. Perform a 1/2 turn and set up for inspection.
5. When dismissed, perform a 90 degree turn and back approximately one horse length.
6. Perform a 180 degree turn and exit at a walk.

Walk	-----
Trot	- - - - -
Back	← C C C C C C C C
Marker	ⓐ
Judge	ⓐ

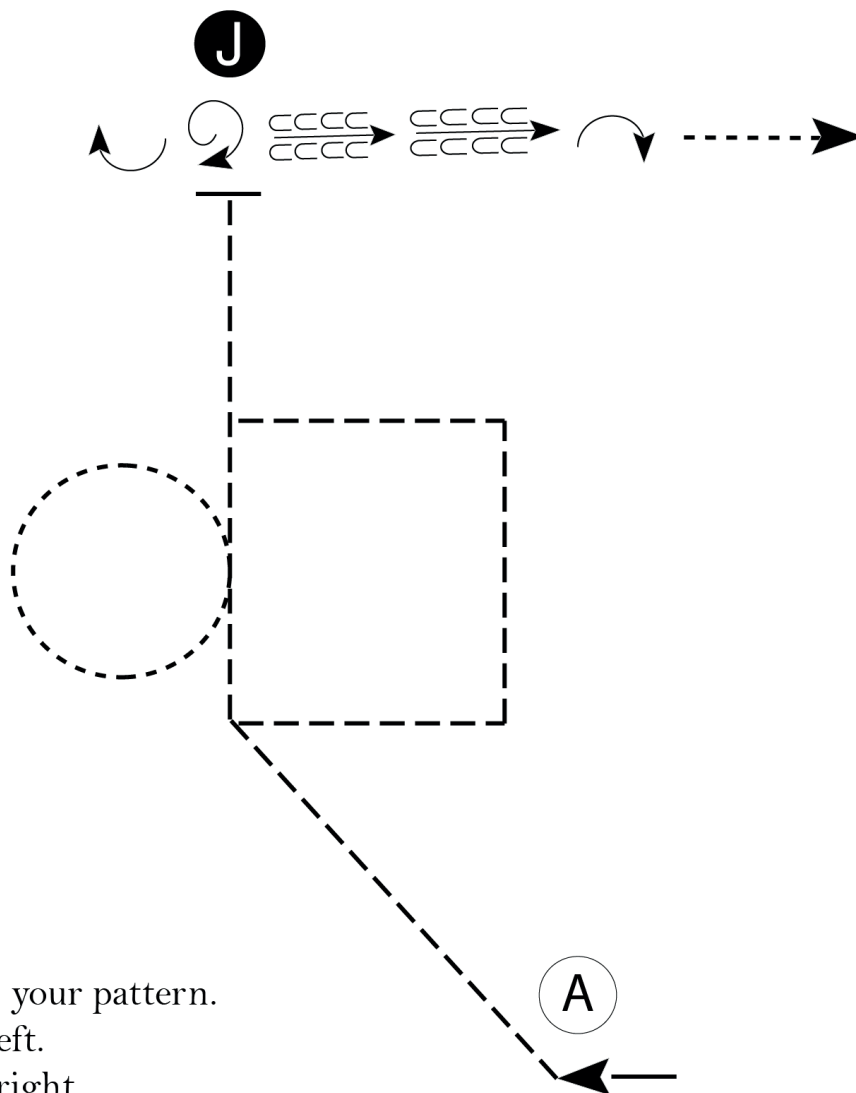
[S/1-93]

Pattern Provided by:

Jung's

www.HorseShowPatterns.com

www.HorseShowPatterns.com



Be ready at A.

1. Trot to the middle of your pattern.
2. Walk a circle to the left.
3. Trot a square to the right.
4. Continue to trot to the Judge.
5. Perform a 1 1/2 turn and set up for inspection.
6. When dismissed, perform a 90 degree turn and back approximately one horse length.
7. Perform a 180 degree turn and exit at a walk.

Walk	-----
Trot	- - - - -
Back	← ⊃ ⊃ ⊃ ⊃
Marker	⊙ B
Judge	● J

[S/2-93]

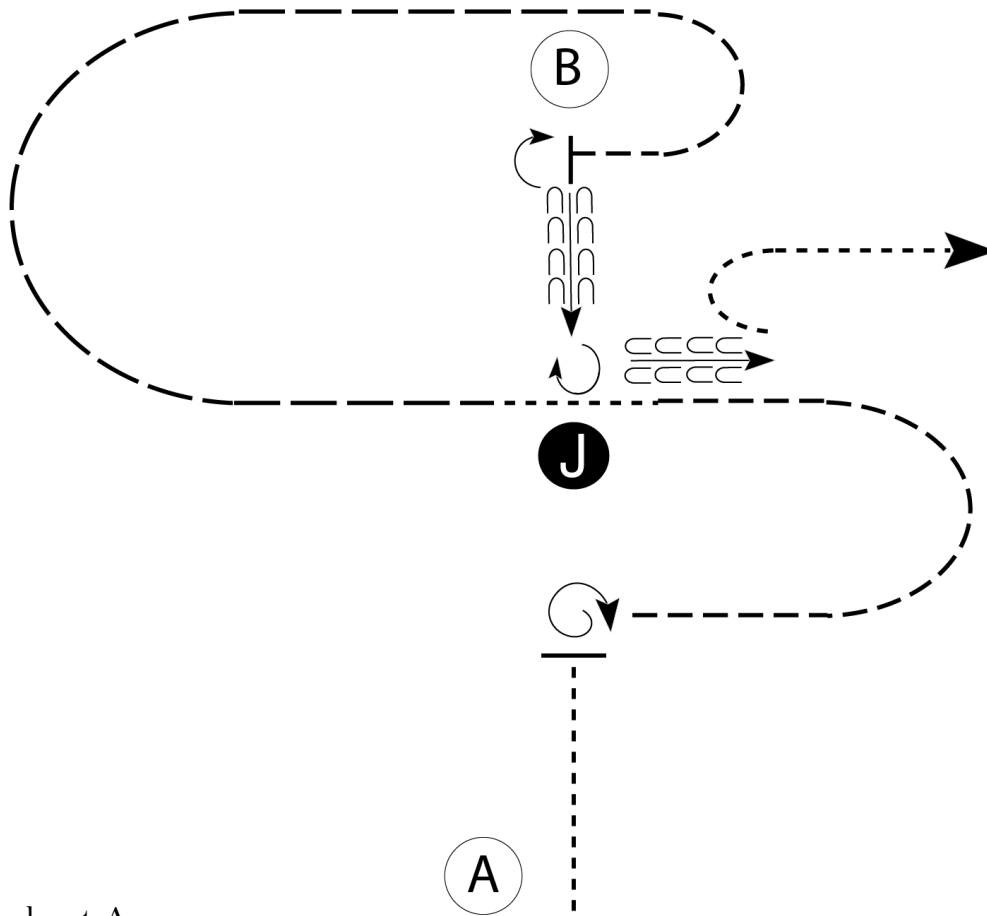
Pattern Provided by:
Jung's

Showmanship (NSBA (Non Pro))

Show Date: 9/27/2018-9/30/2018

w w w . H o r s e S h o w P a t t e r n s . c o m

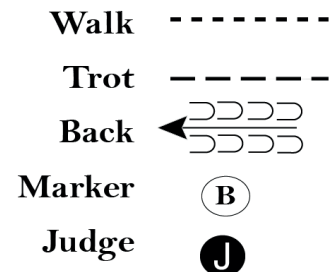
w w w . H o r s e S h o w P a t t e r n s . c o m



Be ready at A.

1. Walk halfway to Judge, stop and perform a 450 degree turn.
2. Trot a half circle. Break to a walk and walk at least two horse lengths in front of judge.
3. Extended trot in a half circle to B.
4. Trot around B as shown.
5. Stop at B and perform a 90 degree turn.
6. Back to Judge, stop and set up for inspection.
7. When dismissed, perform a 270 degree turn.
8. Back two horse lengths and exit at a walk as shown.

Follow the instructions of your ring steward.



[S/3-94]

Pattern Provided by:

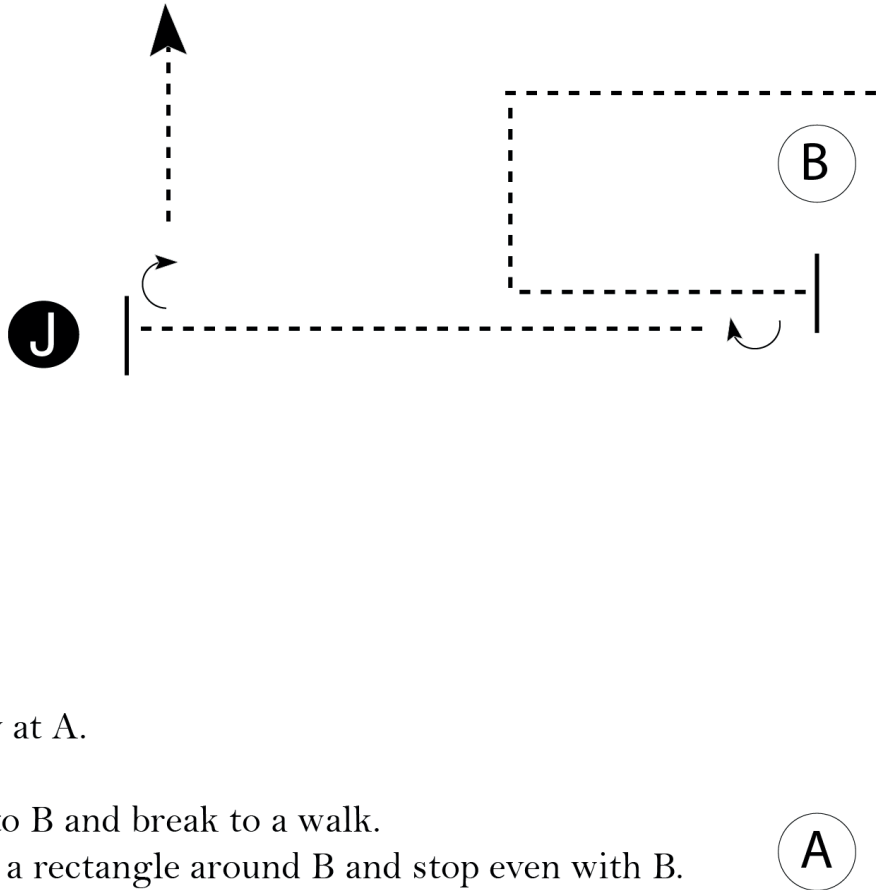
Jung's

Showmanship (NSBA 1-2 Year Olds)

Show Date: 9/27/2018-9/30/2018

www.HorseShowPatterns.com

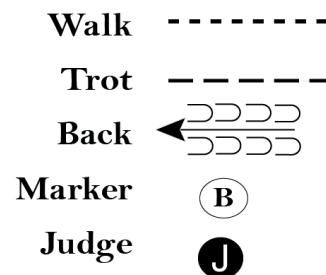
www.HorseShowPatterns.com



Be ready at A.

1. Trot to B and break to a walk.
2. Walk a rectangle around B and stop even with B.
3. Perform a 180 degree turn.
4. Walk to Judge.
5. Stop and set up for inspection.
6. When dismissed, perform a 90 degree turn and walk to exit.

Pattern is over once you have walked more than one horse length away from Judge.



[S/WT-95]

Pattern Provided by:

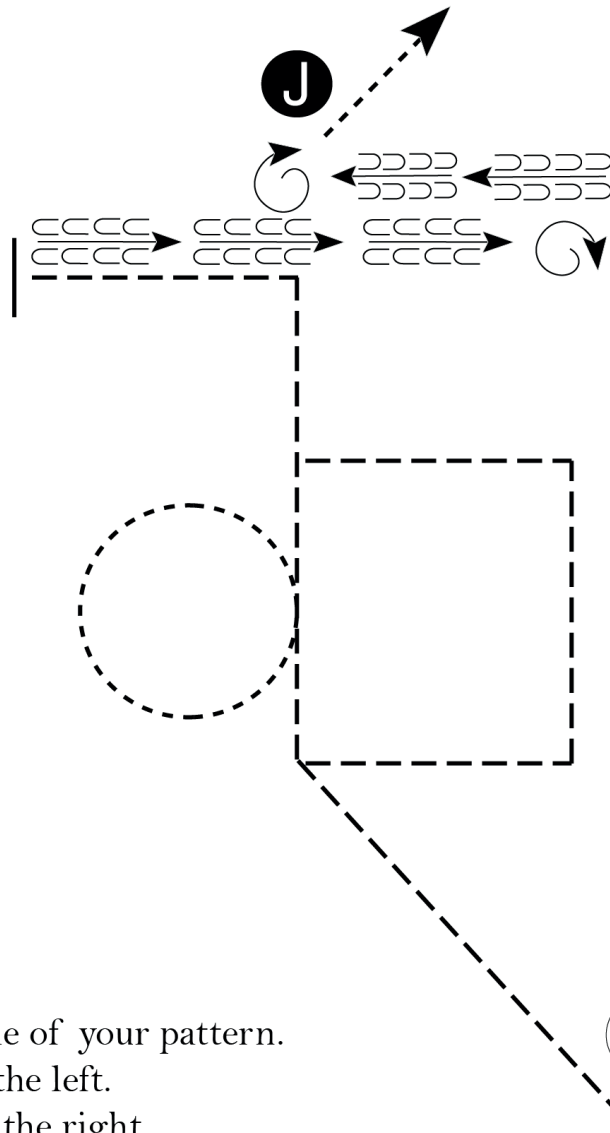
Jung's

Showmanship (AQHA/APHA (Youth/Amateur/All SPB))

Show Date: 9/27/2018-9/30/2018

w w w . H o r s e S h o w P a t t e r n s . c o m

w w w . H o r s e S h o w P a t t e r n s . c o m



Be ready at A.

1. Trot to the middle of your pattern.
2. Walk a circle to the left.
3. Trot a square to the right.
4. Continue to trot towards the Judge.
5. Make a corner as you approach the Judge and trot at least two horse lengths past the Judge.
6. Back past the Judge.
7. Perform a 1 1/2 turn.
8. Back to the Judge.
9. Perform a 1 3/4 turn and set up for inspection.
10. When dismissed, exit at a walk.

Walk	-----
Trot	- - - - -
Back	← ← ← ← ←
Marker	ⓑ
Judge	ⓐ

[S/3-93]

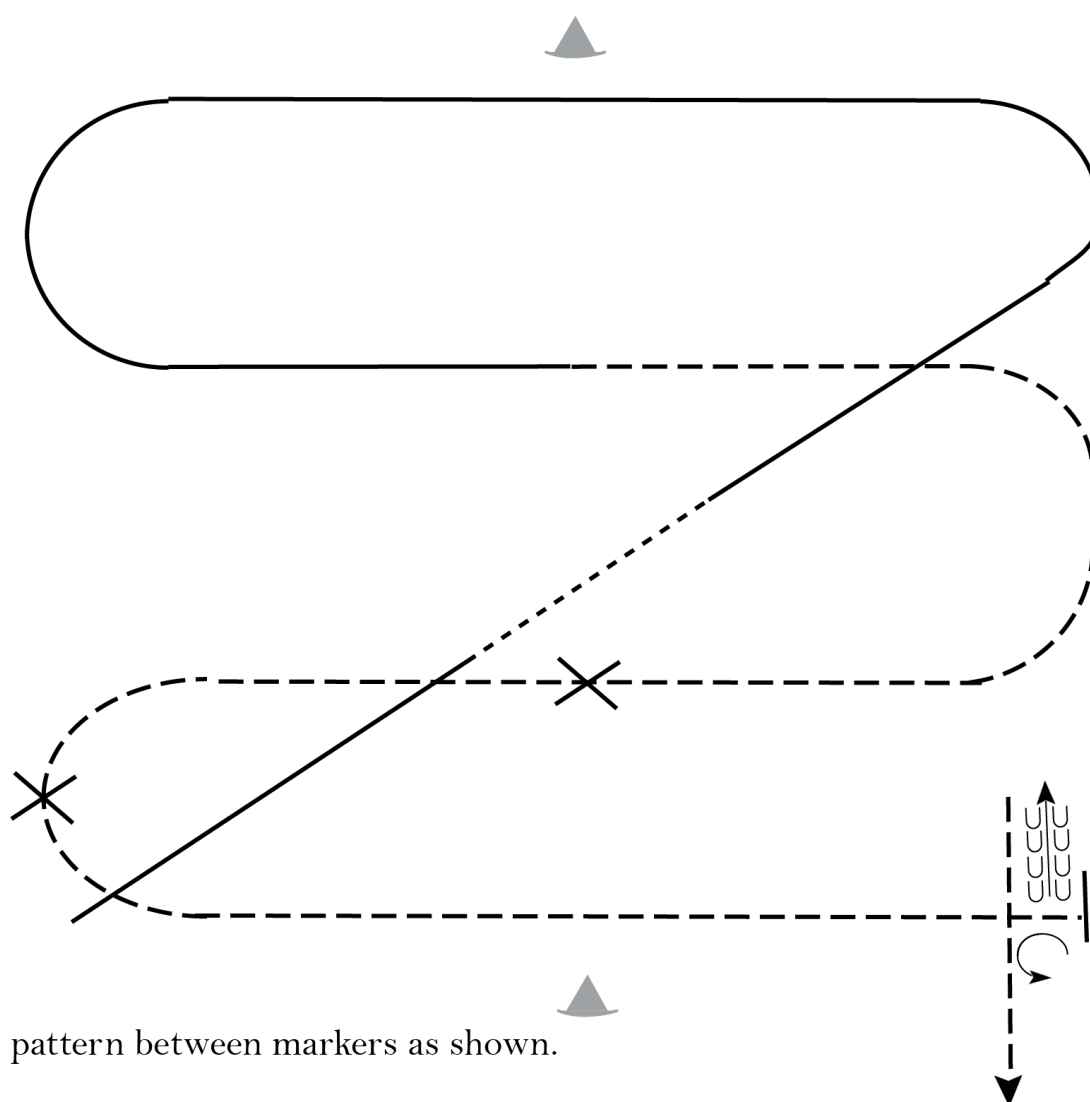
Pattern Provided by:
Jung's

Hunt Seat Equitation AQHA/APHA (Nov. Amateur)

Show Date: 9/27/2018-9/30/2018

www.HorseShowPatterns.com

www.HorseShowPatterns.com



Keep pattern between markers as shown.

1. Canter right lead then walk several strides.
2. Canter left lead around to center of pattern.
3. Posting trot on the left diagonal then sitting trot (at X).
4. Posting trot on the right diagonal (at X).
5. Halt and perform a 3/4 turn on the forehand left.
6. Back approximately 2 horse lengths then exit at a trot.

Walk
Trot	- - - - -
Extended Trot	-----
Canter	—————
Leg Yield	
Lead Change	↘ ↙
Back	←←←←←
Marker	Ⓚ
Sidepass	←←←
Hand Gallop	-----

[HSE/2-112]

Pattern Provided by:

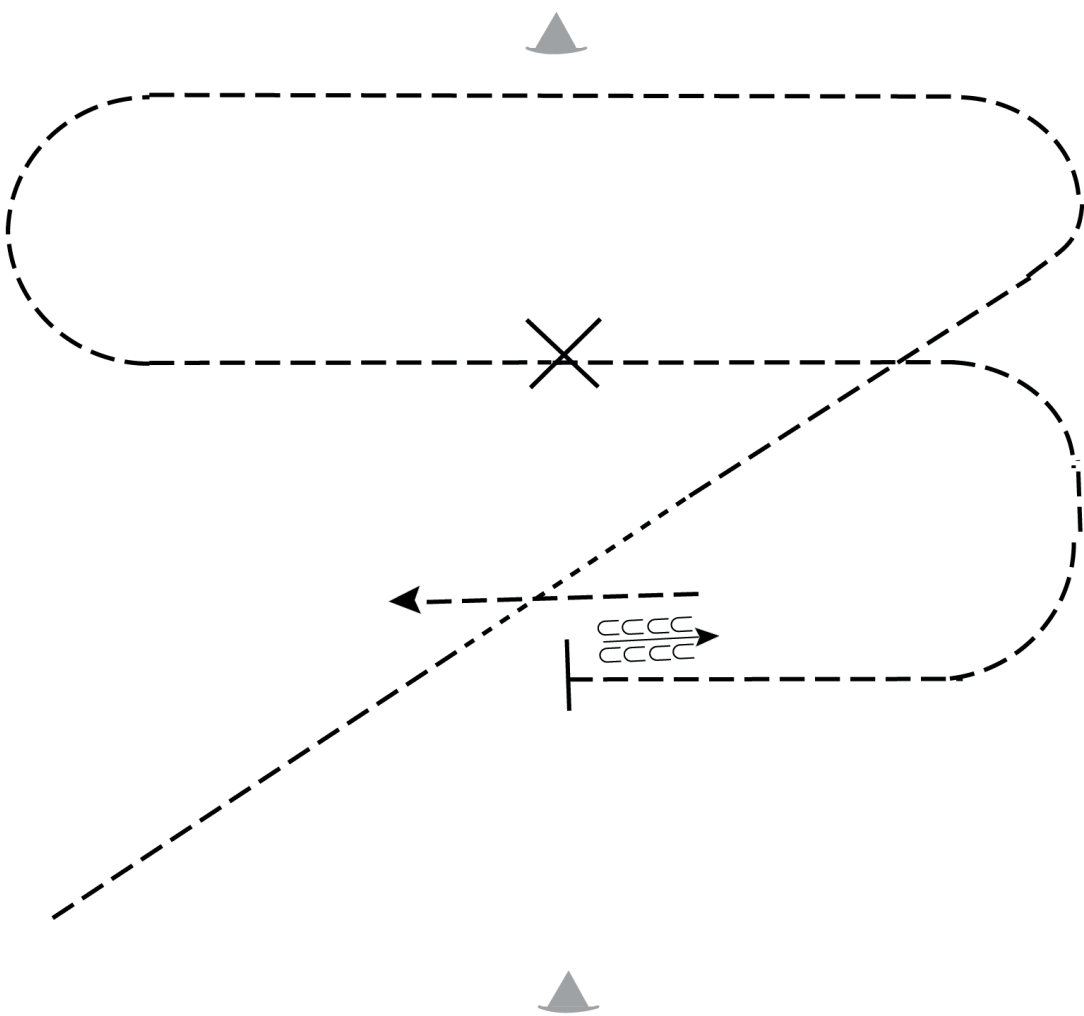
Jung's

Hunt Seat Equitation (Walk Trot)

Show Date: 9/27/2018-9/30/2018

w w w . H o r s e S h o w P a t t e r n s . c o m

w w w . H o r s e S h o w P a t t e r n s . c o m



Keep pattern between markers as shown.

1. Sitting trot then walk several strides.
2. Posting trot right diagonal around to center of pattern (X).
3. Change diagonals around to center.
4. Halt and back approximately 2 horse lengths then exit at a trot.

Walk	-----
Trot	- - - - -
Extended Trot	- - - - -
Canter	—————
Leg Yield	
Lead Change	↘
Back	← 〰 〰 〰
Marker	ⓑ
Sidepass	← - - - ←
Hand Gallop	← 〰 〰

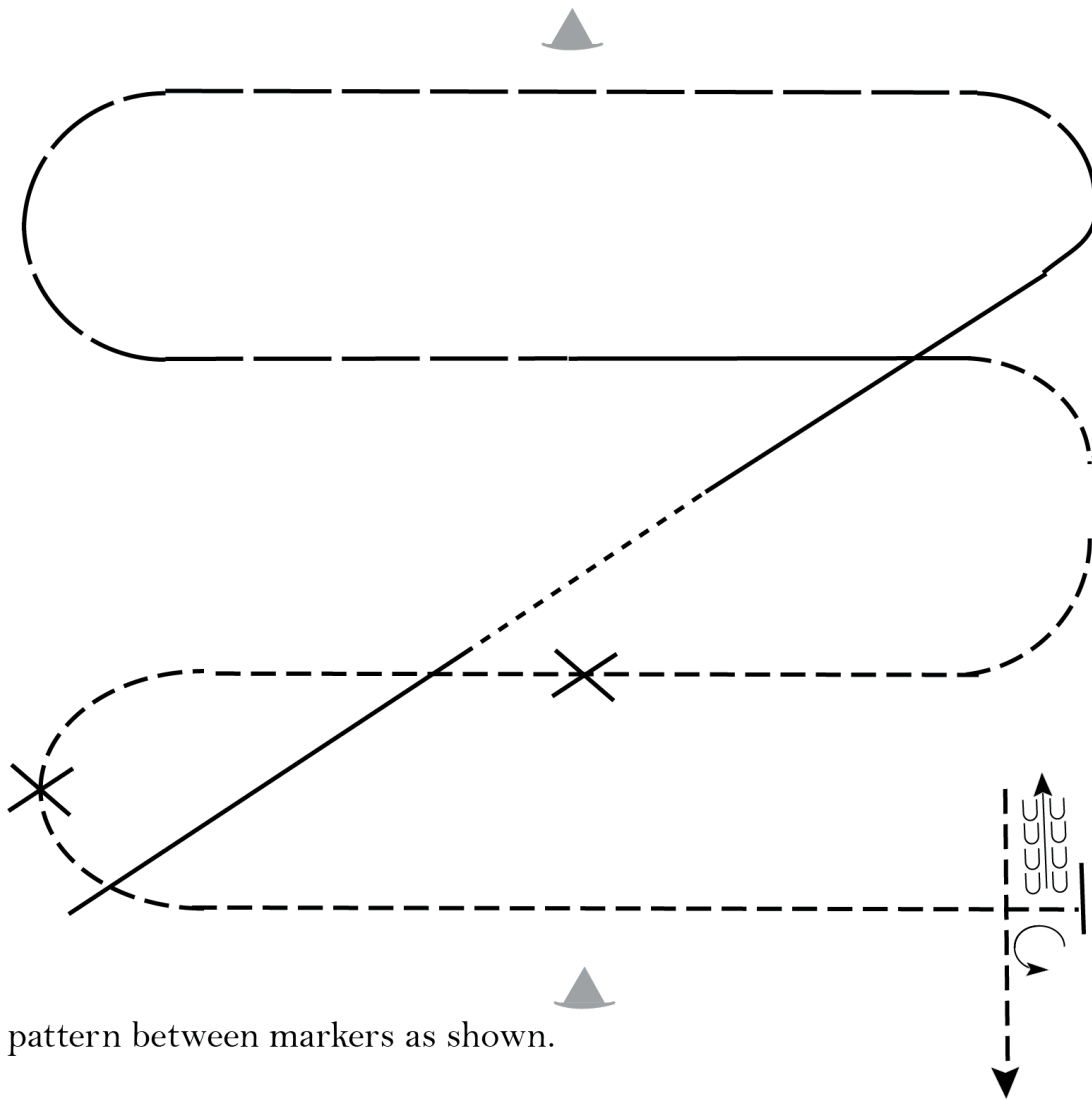
[HSE/WT-112]

Pattern Provided by:

Jung's

w w w . H o r s e S h o w P a t t e r n s . c o m

w w w . H o r s e S h o w P a t t e r n s . c o m



Keep pattern between markers as shown.

1. Canter right lead then walk several strides.
2. Canter left lead and move into the hand gallop before corner.
3. Collect to a canter before trotting.
4. Posting trot on the left diagonal then sitting trot (at X).
5. Posting trot on the right diagonal (at X).
6. Halt and perform a 3/4 turn on the forehand left.
7. Back approximately 2 horse lengths then exit at a trot.

Walk	-----
Trot	- - - - -
Extended Trot	- - - - -
Canter	—————
Leg Yield	
Lead Change	— / —
Back	← ← ← ← ←
Marker	ⓑ
Sidepass	← - - - ←
Hand Gallop	—————

[HSE/3-112]

Pattern Provided by:

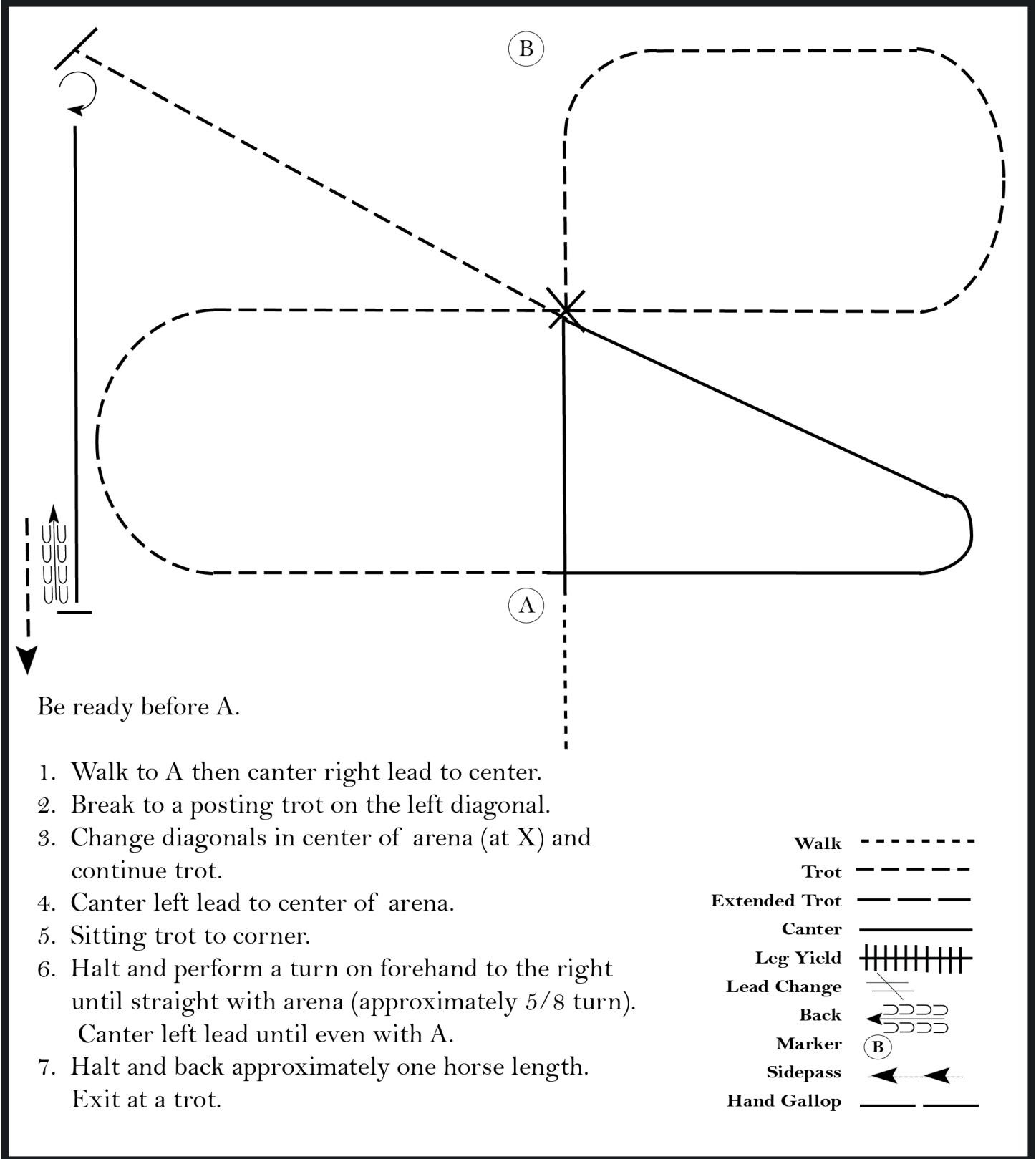
Jung's

Hunt Seat Equitation (All Breed/NSBA (All Breed Open/Non Pro))

Show Date: 9/27/2018-9/30/2018

www.HorseShowPatterns.com

www.HorseShowPatterns.com



Be ready before A.

1. Walk to A then canter right lead to center.
2. Break to a posting trot on the left diagonal.
3. Change diagonals in center of arena (at X) and continue trot.
4. Canter left lead to center of arena.
5. Sitting trot to corner.
6. Halt and perform a turn on forehand to the right until straight with arena (approximately 5/8 turn).
Canter left lead until even with A.
7. Halt and back approximately one horse length.
Exit at a trot.

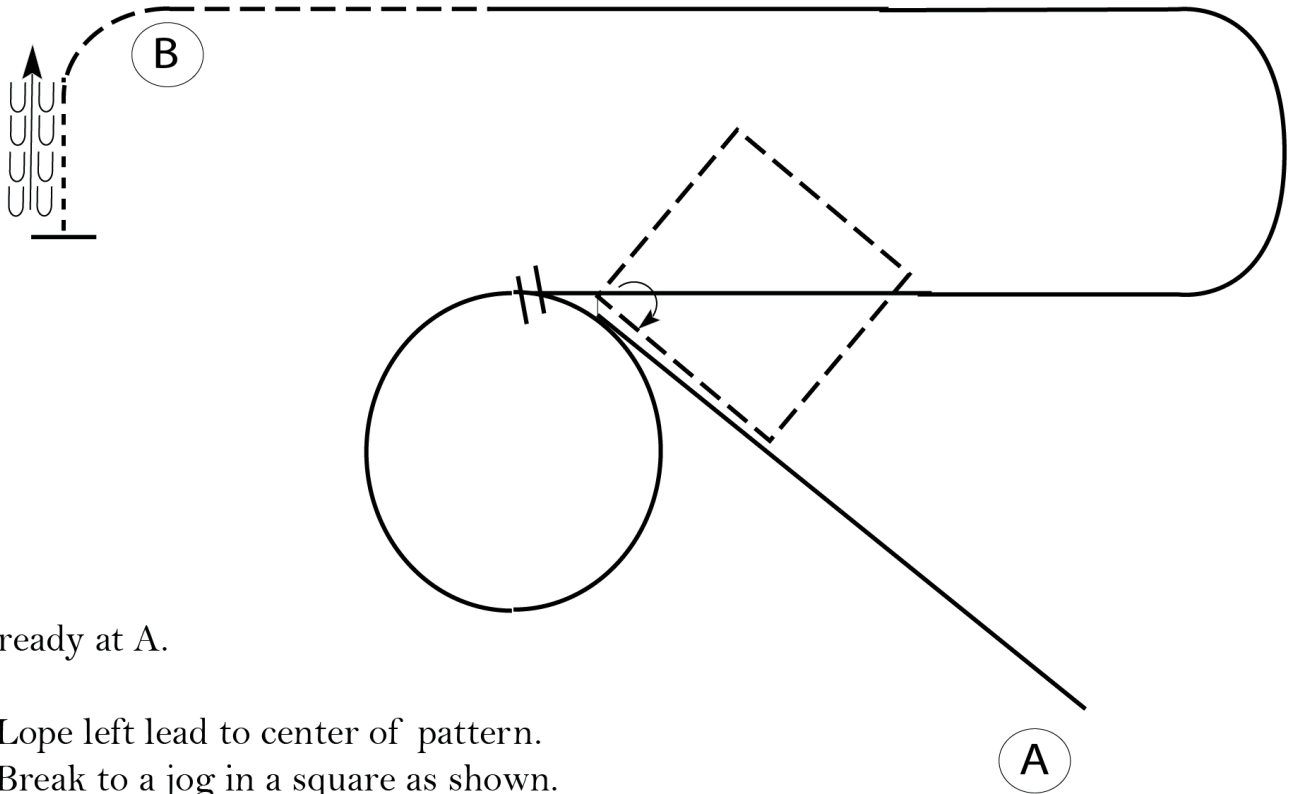
Walk
Trot	-----
Extended Trot	-----
Canter	—————
Leg Yield	
Lead Change	—/—
Back	←←←←←
Marker	ⓑ
Sidepass	←-----←
Hand Gallop	-----

[HSE/3-113]

Pattern Provided by:
Jung's

w w w . H o r s e S h o w P a t t e r n s . c o m

w w w . H o r s e S h o w P a t t e r n s . c o m



Be ready at A.

1. Lope left lead to center of pattern.
2. Break to a jog in a square as shown.
3. Stop in center of pattern and perform a right rollback.
4. Lope a right lead circle as shown.
5. As you close circle, change leads (simple or flying).
6. Lope towards B as shown.
7. Break to the jog when 20 feet from B. Jog around B.
8. Break to the walk and walk one horse length.
9. Stop and back approximately one horse length.
10. Exit at a walk or jog.

Follow the instructions of your ring steward.

Walk	-----
Jog	- - - - -
Extended Jog	— — — —
Lope	—————
Lead Change	— / —
Back	← — — — —
Marker	(B)

[WH/2-105]

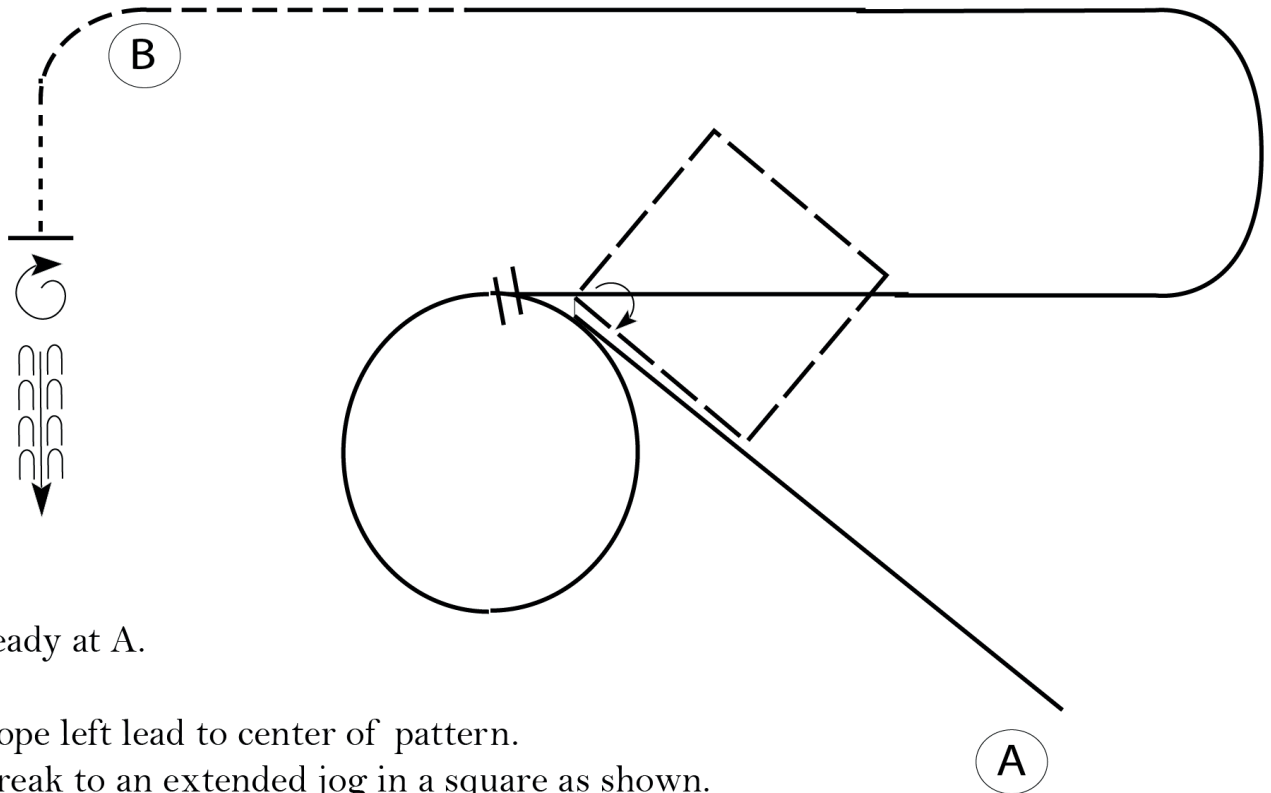
Pattern Provided by:

Jung's

Show Date: 9/27/2018-9/30/2018

w w w . H o r s e S h o w P a t t e r n s . c o m

w w w . H o r s e S h o w P a t t e r n s . c o m



Be ready at A.

1. Lope left lead to center of pattern.
2. Break to an extended jog in a square as shown.
3. Stop in center of pattern and perform a right rollback.
4. Lope a right lead circle as shown.
5. As you close circle, change leads (simple or flying).
6. Lope with a moderate increase in speed towards B as shown.
7. Break to the jog when 20 feet from B. Jog around B.
8. Break to the walk and walk one horse length.
9. Stop and perform a 540 degree turn left.
10. Back and hesitate.
11. Exit at a walk or jog.

Walk	-----
Jog	- - - - -
Extended Jog	— — — —
Lope	—————
Lead Change	
Back	
Marker	(B)

Follow the instructions of your ring steward.

[WH/3-105]

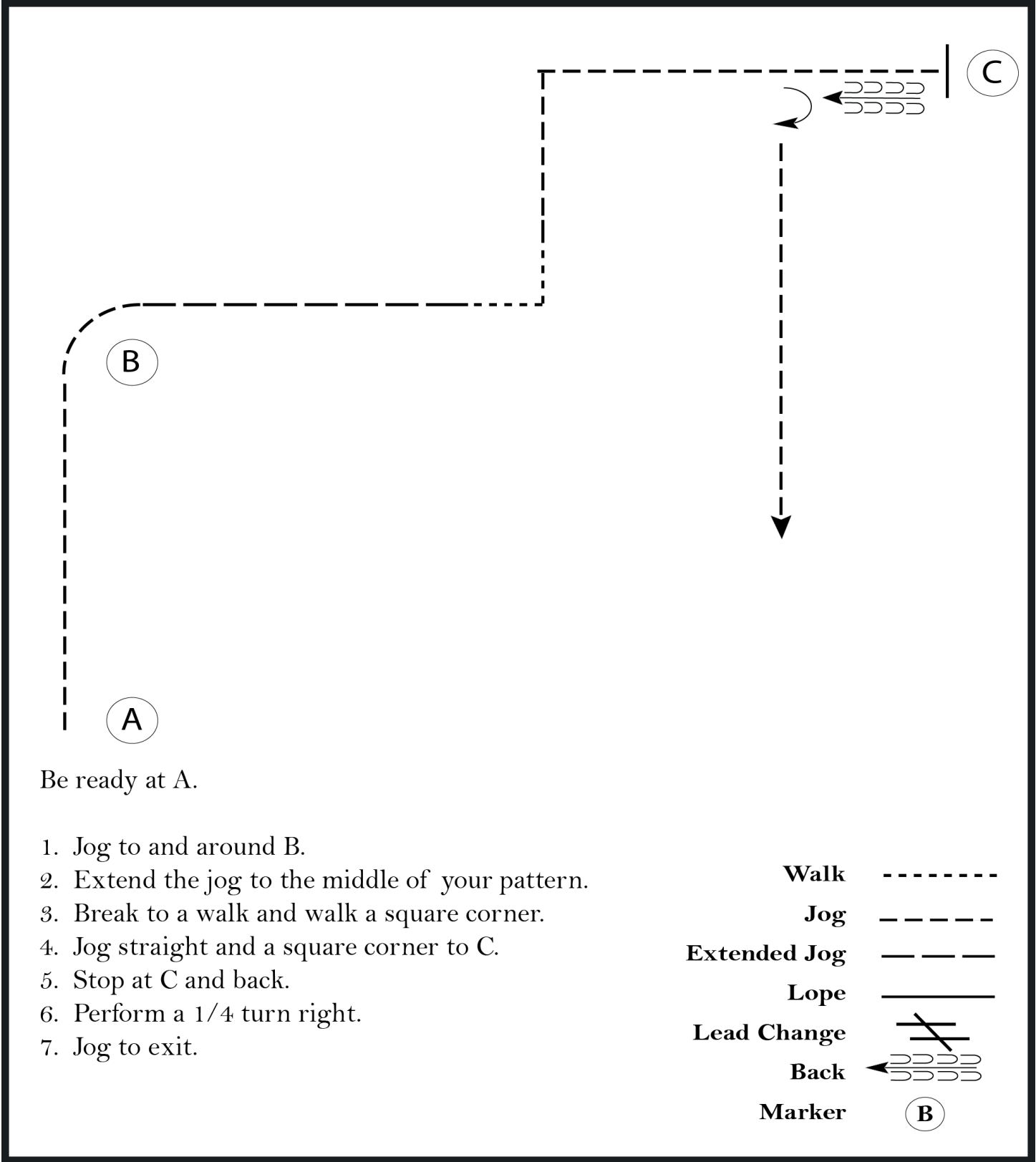
Pattern Provided by:
Jung's

Western Horsemanship (Walk Trot)

Show Date: 9/27/2018-9/30/2018

www.HorseShowPatterns.com

www.HorseShowPatterns.com



Be ready at A.

1. Jog to and around B.
2. Extend the jog to the middle of your pattern.
3. Break to a walk and walk a square corner.
4. Jog straight and a square corner to C.
5. Stop at C and back.
6. Perform a 1/4 turn right.
7. Jog to exit.

Walk	-----
Jog	- - - - -
Extended Jog	— — — —
Lope	
Lead Change	⌘
Back	←
Marker	(B)

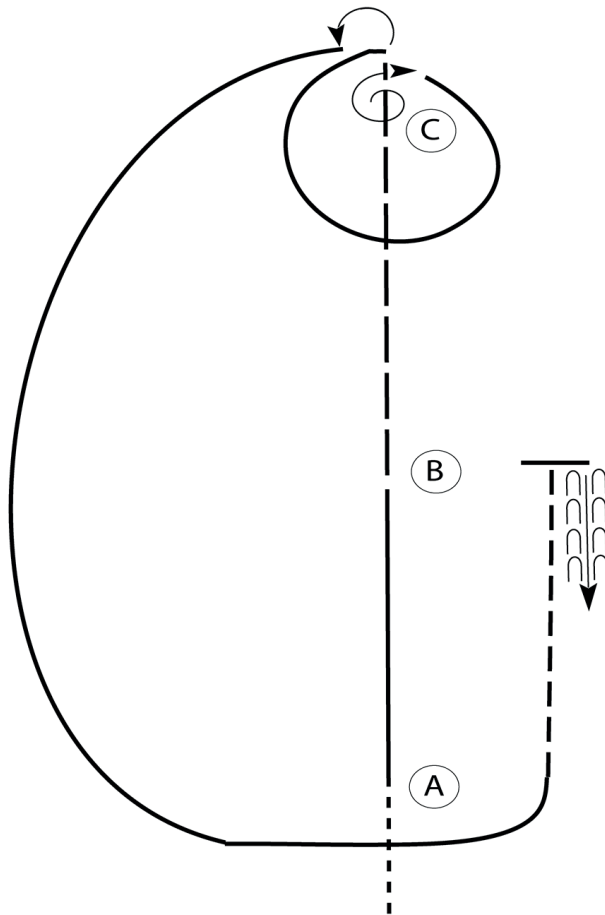
[WH/WT-107]

Pattern Provided by:
Jung's

Show Date: 9/27/2018-9/30/2018

www.HorseShowPatterns.com

www.HorseShowPatterns.com



Be ready before A.

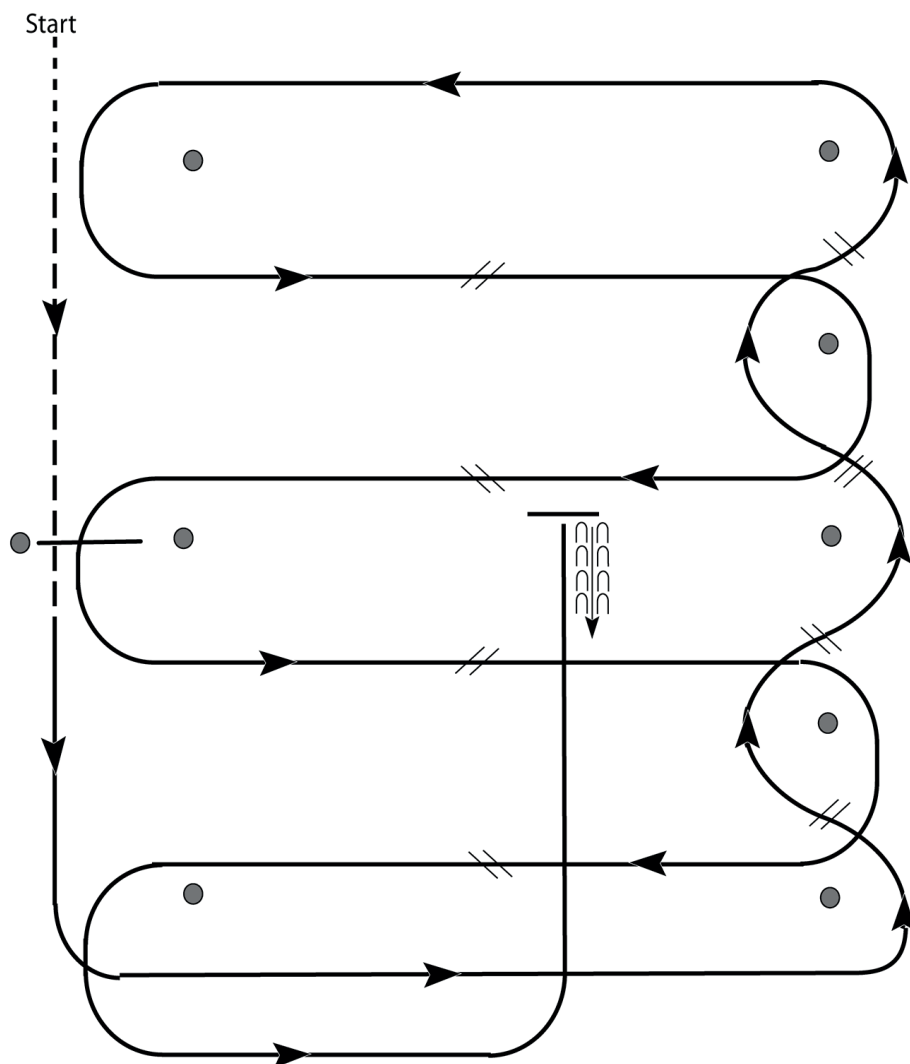
1. Walk to A.
2. At A, lope on the left lead to B.
3. At B, extend the jog to past C.
4. Stop and perform a 450 degree turn to the right.
5. Lope a circle around C on the right lead.
6. Stop at C and perform a 180 degree turn to the left.
7. Lope a large fast half circle to and around A .
8. At A, jog to B.
9. Stop at B and back 4 approximately one horse length.

Walk	-----
Jog	-----
Extended Jog	-----
Lope	—————
Lead Change	———/———
Back	←———
Marker	ⓑ

[WH/3-8]

Pattern Provided by:

Jung's



1. Walk and jog over log.
2. Transition to lope and lope around end.
3. First line change.
4. Second line change.
5. Third line change.
6. Fourth line change and lope around the end of the arena.
7. First crossing change.
8. Second crossing change.
9. Lope over log.
10. Third crossing change.
11. Fourth crossing change.
12. Lope up the center, stop and back.

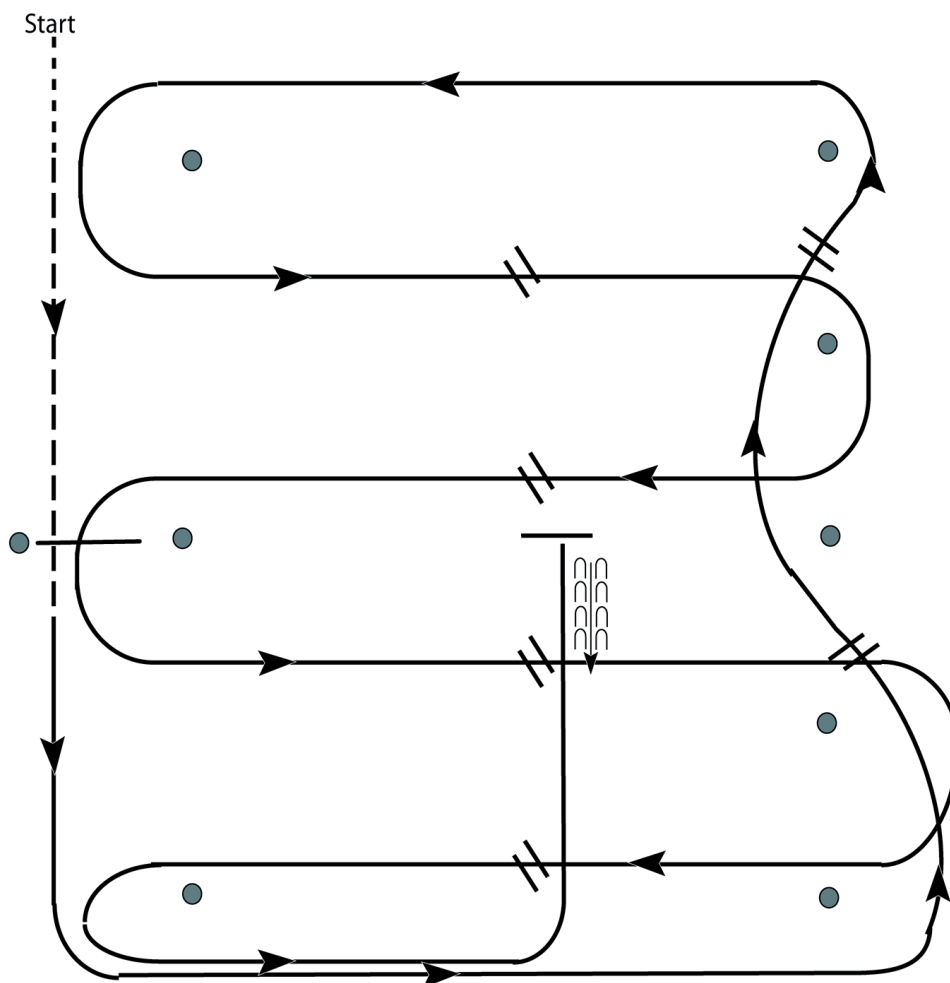
[WR/OP-1]

Pattern Provided by:

Jung's

Western Riding (Green All Age/Green SPB)

Show Date: 9/27/2018-9/30/2018



1. Walk at least 15' & jog over log.
2. Transition to left lead and lope around end.
3. First line change.
4. Second line change. Lope around end of arena
5. First crossing change.
6. Second crossing change.
7. Lope over log.
8. Third crossing change.
9. Fourth crossing change.
10. Lope up the center, stop and back.

[WR/GP-1]

Pattern Provided by:

Jung's

w w w . H o r s e S h o w P a t t e r n s . c o m

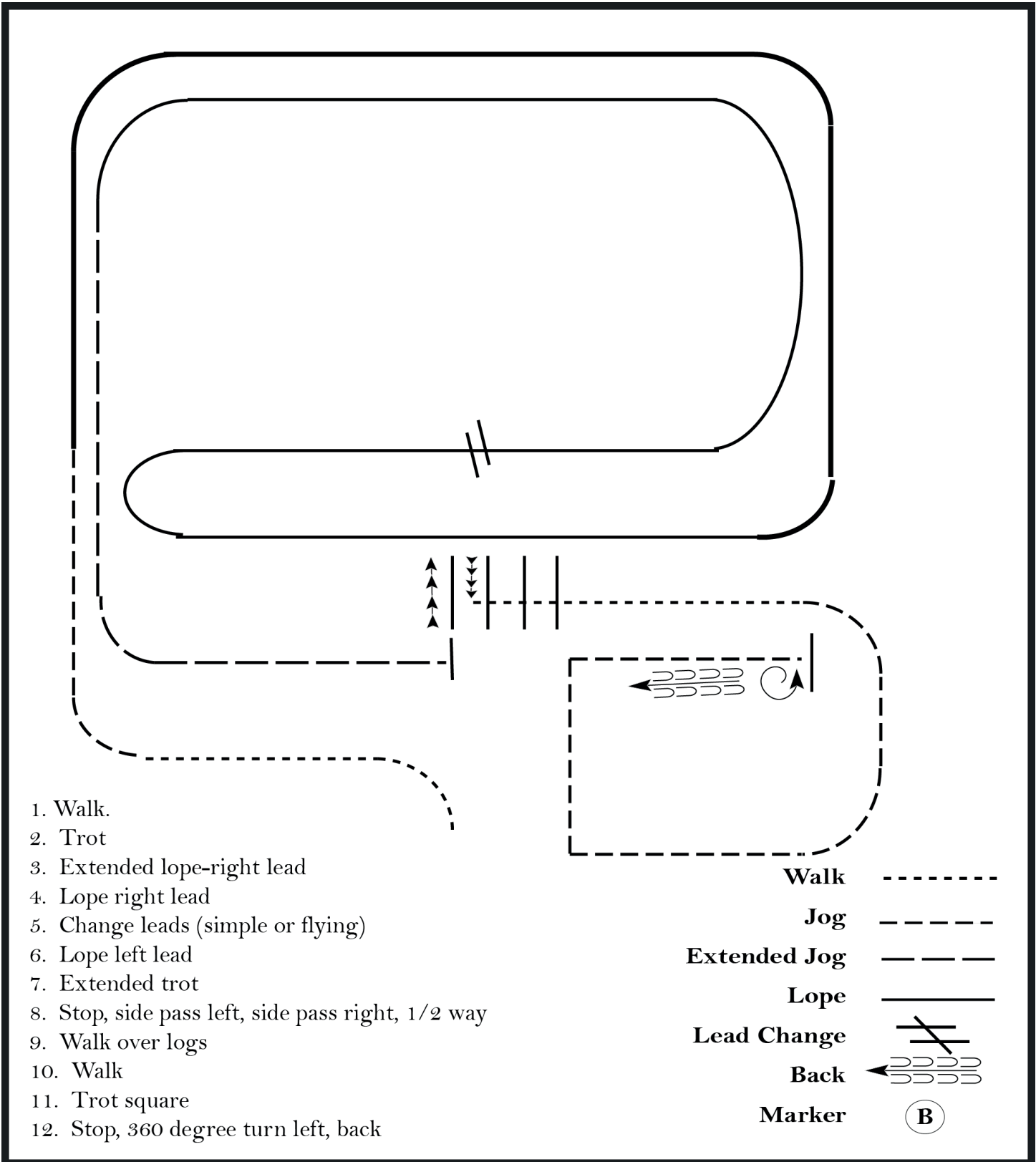
w w w . H o r s e S h o w P a t t e r n s . c o m

RANCH RIDING (ALL CLASSES)

Show Date: 27 september 2018

w w w . H o r s e S h o w P a t t e r n s . c o m

w w w . H o r s e S h o w P a t t e r n s . c o m



1. Walk.
2. Trot
3. Extended lope-right lead
4. Lope right lead
5. Change leads (simple or flying)
6. Lope left lead
7. Extended trot
8. Stop, side pass left, side pass right, 1/2 way
9. Walk over logs
10. Walk
11. Trot square
12. Stop, 360 degree turn left, back

- Walk
- Jog
- Extended Jog
- Lope
- Lead Change
- Back
- Marker

[RR/5]

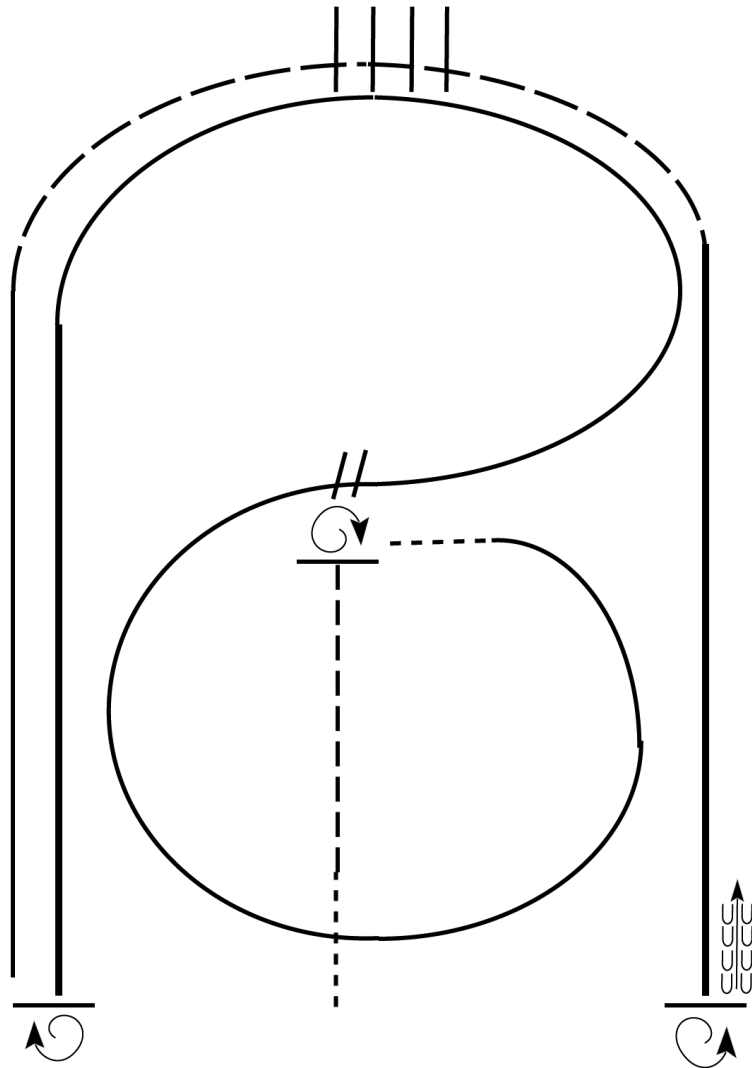
Pattern Provided by:
Jung's

RANCH RIDING (ALL CLASSES)

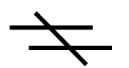


Show Date: 28 September 2018

w w w . H o r s e S h o w P a t t e r n s . c o m

w w w . H o r s e S h o w P a t t e r n s . c o m



1. Walk
2. Jog
3. Stop, do a 1 1/4 turn to the right
4. Walk. Then, lope small circle on the right lead
5. Change leads, (simple or flying) lope left lead around end of the arena
6. Extend the lope on the left lead
7. Stop, do a 2 1/2 turns right
8. Lope straight on the right lead
9. Extend the jog around end of the arena across poles/logs
10. Extend the lope on right lead
11. Stop, do 2 turns left
12. Back

Walk	-----
Jog	-----
Extended Jog	-----
Lope	-----
Lead Change	
Back	
Marker	

[RR/6]

Pattern Provided by:
THE JUDGES



Swedish Championship 2018



HUNTER HACK (ALL CLASSES)

Show Date: 30 September 2018

