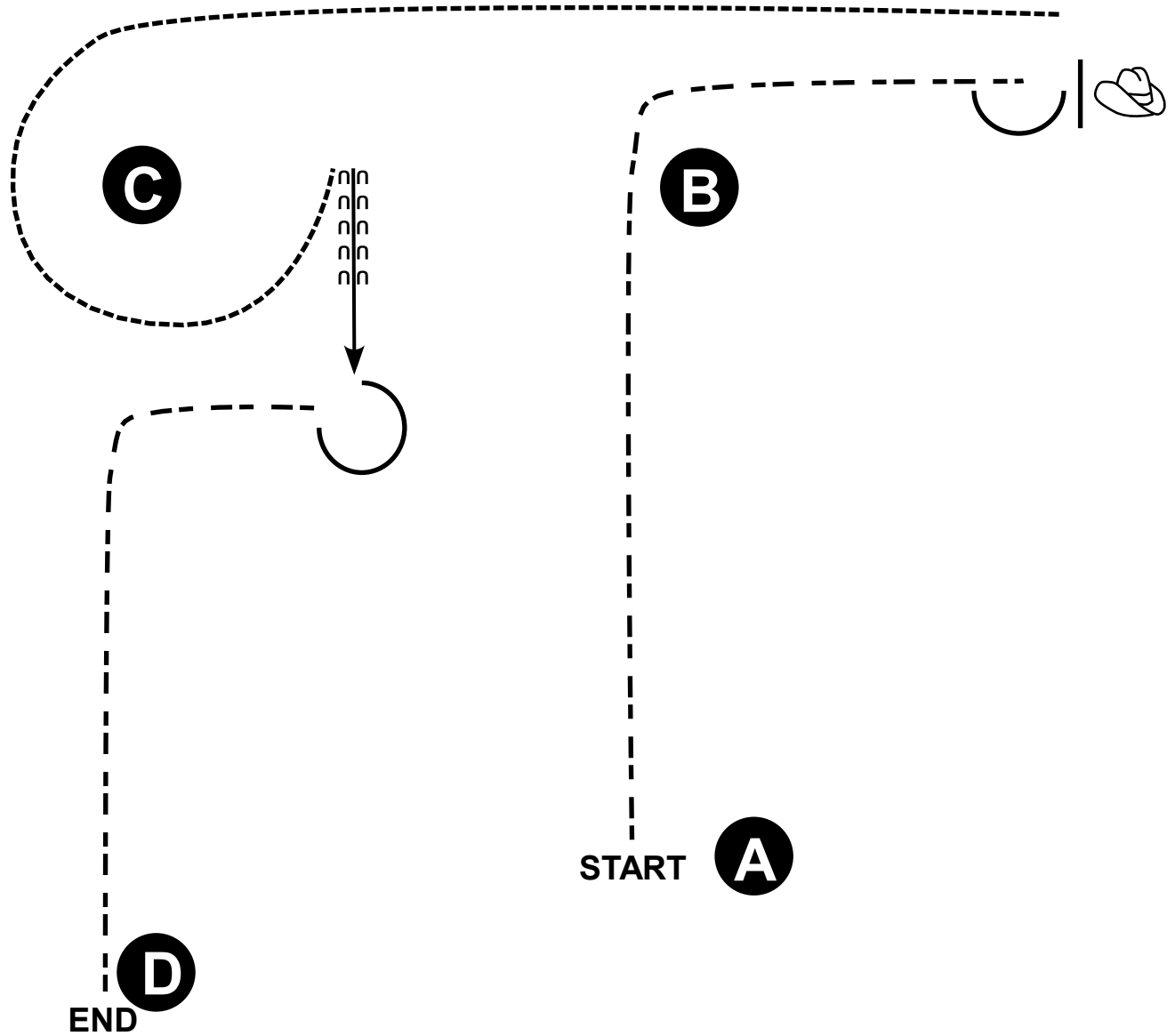




20³⁰/₄22

Showmanship at Halter APHA Youth/SPB

ALL BREED



KEY

Walk

Trot

Back

Turn

Cone

Judge

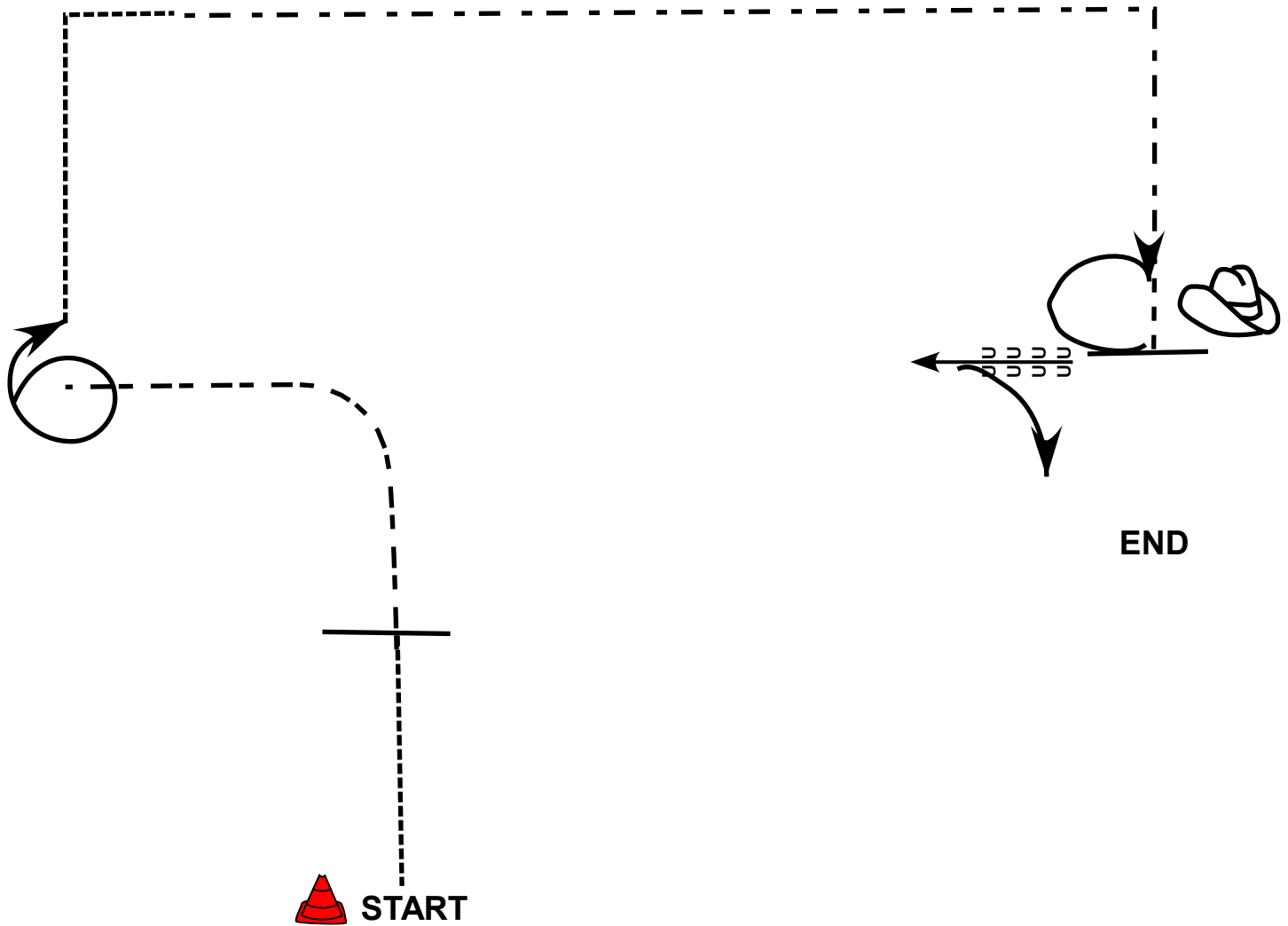
INSTRUCTIONS

1. Start at A
2. Trot around B and to the judge
3. Stop. Set-up for inspection
4. When dismissed, execute at 180 degree turn
5. Walk around C, stop, back 5 steps, execute 270 degree turn
6. Trot curve to D and continue to exit



20³⁰/₄22

Showmanship at Halter APHA AMATEUR



KEY

INSTRUCTIONS

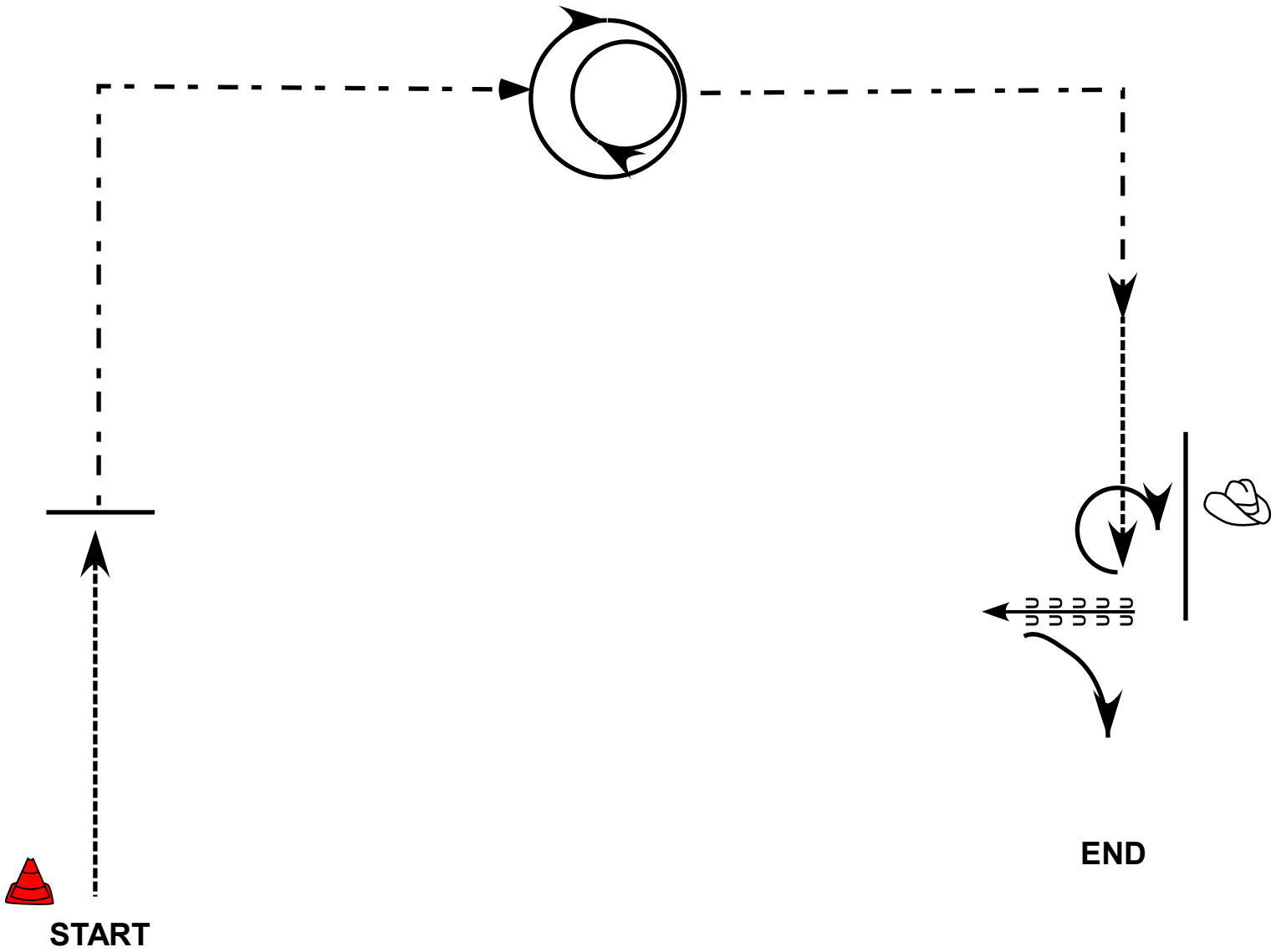
- Walk
- Trot
- Back
- Turn
- Cone
- Judge

1. Walk half of the line. Stop. Set up for brief inspection. Trot half of the line and corner
2. Stop 1 1/4 turn
3. Walk around corner, trot around corner
4. Stop with hindquarters even with Judge. Set up for inspection
5. After inspection, 3/4 turn, back two horse lengths, 1/4 turn.
6. Continue to exit along wall at a walk or trot



20³⁰/₄22

Showmanship at Halter NSBA Non Pro



KEY

Walk -----

Trot - - - - -

Back

Turn

Cone

Judge

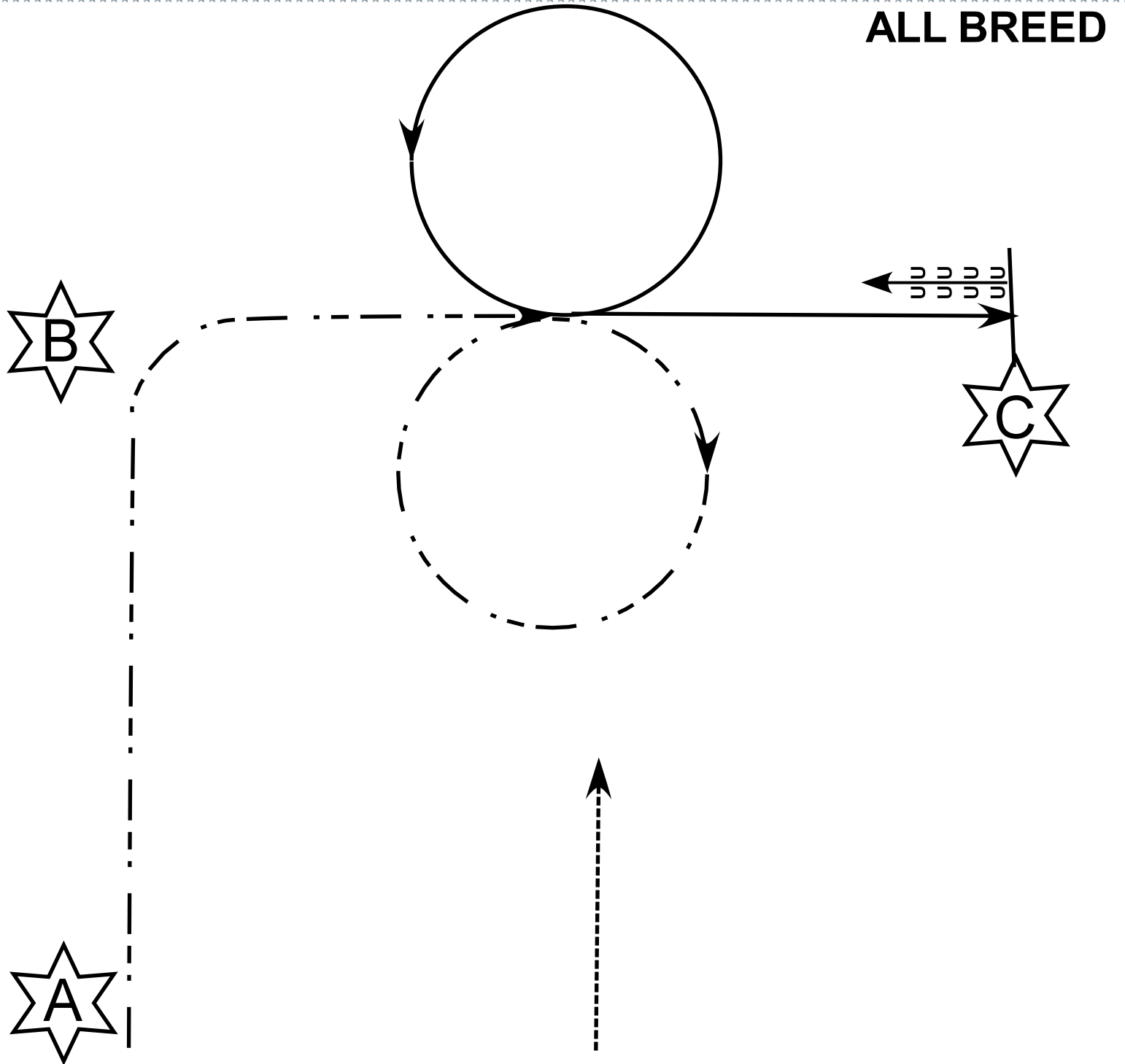
INSTRUCTIONS

1. Walk. When across from judge, stop and set-up horse for brief inspection
2. Trot corner. Halt, execute two turns
3. Trot corner, walk, halt. 270 degree turn
4. Set up for full inspection
5. Back. 1/4 turn and exit at a walk or trot





20³⁰/₄22

HUNT SEAT APHA YOUTH/SPB ALL BREED



KEY

- Walk -----
- Trot - - - - -
- Canter _____
- Back 
- Turn 

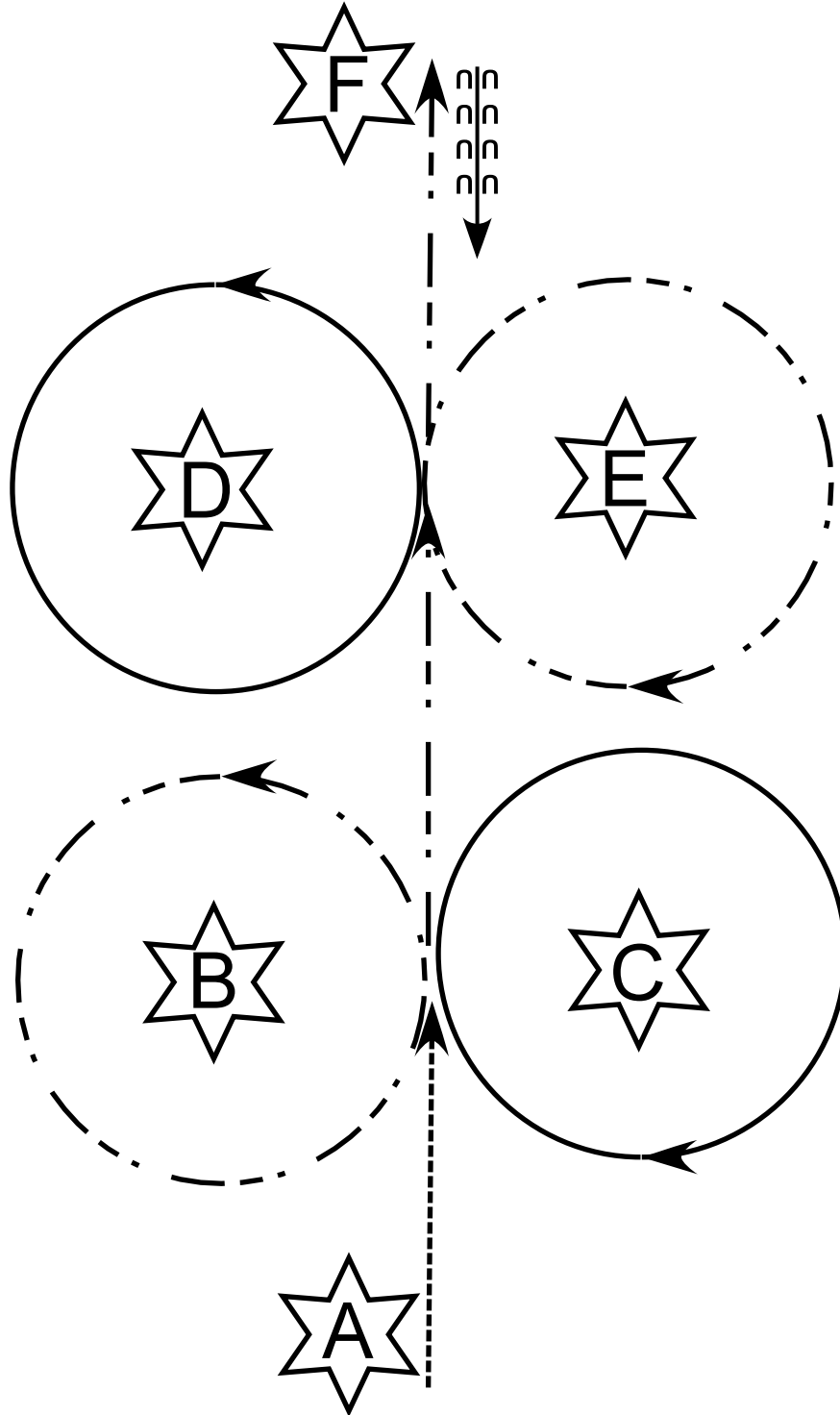
INSTRUCTIONS

1. Sitting trot from A to B
2. At B posting trot towards C on the left diagonal
3. Before C posting trot a circle to the right, followed by a canter circle to the left on the left lead, continue to C
4. At C stop and back 4 steps






20³⁰/₄22

HUNT SEAT APHA AMATEUR



KEY

- Walk -----
- Trot - - - - -
- Canter _____
- Lead change 
- Back 
- Turn 

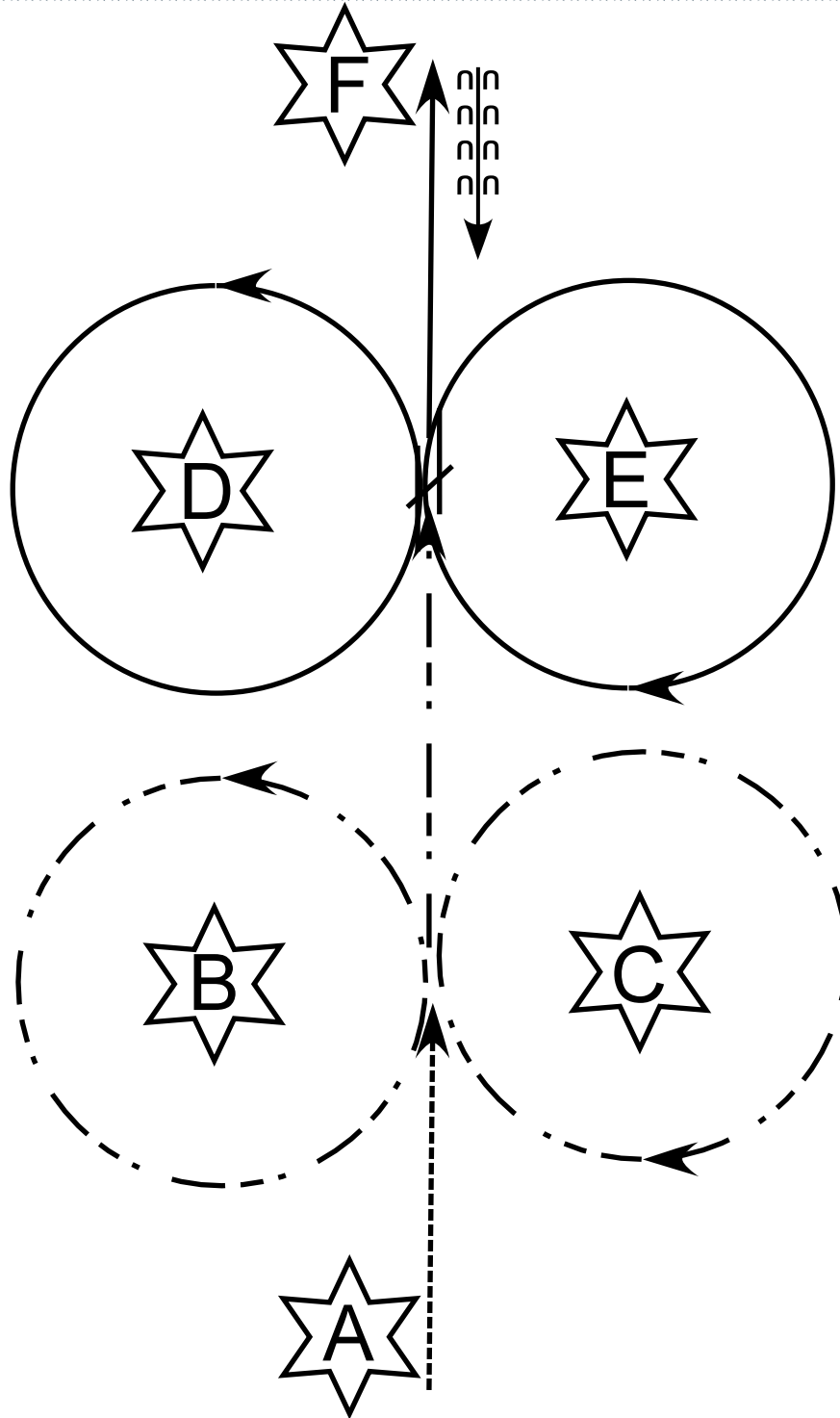
INSTRUCTIONS

1. Walk from A to a point even with B
2. Posting trot a circle around B, upon completion of that circle
3. Pick up right lead canter and canter a circle around C, upon completion of that circle
4. Slow to sitting trot and trot to a point even with D
5. Pick up left lead canter and canter a circle around D, upon completion of that circle
6. Slow to trot and posting trot a circle around E, upon completion of that circle
7. Continue posting trot to F
8. Stop and back 4 steps



20³⁰/₄22

HUNT SEAT NSBA Non Pro



KEY

- Walk -----
- Trot - - - - -
- Canter _____
- Lead change
- Back
- Turn

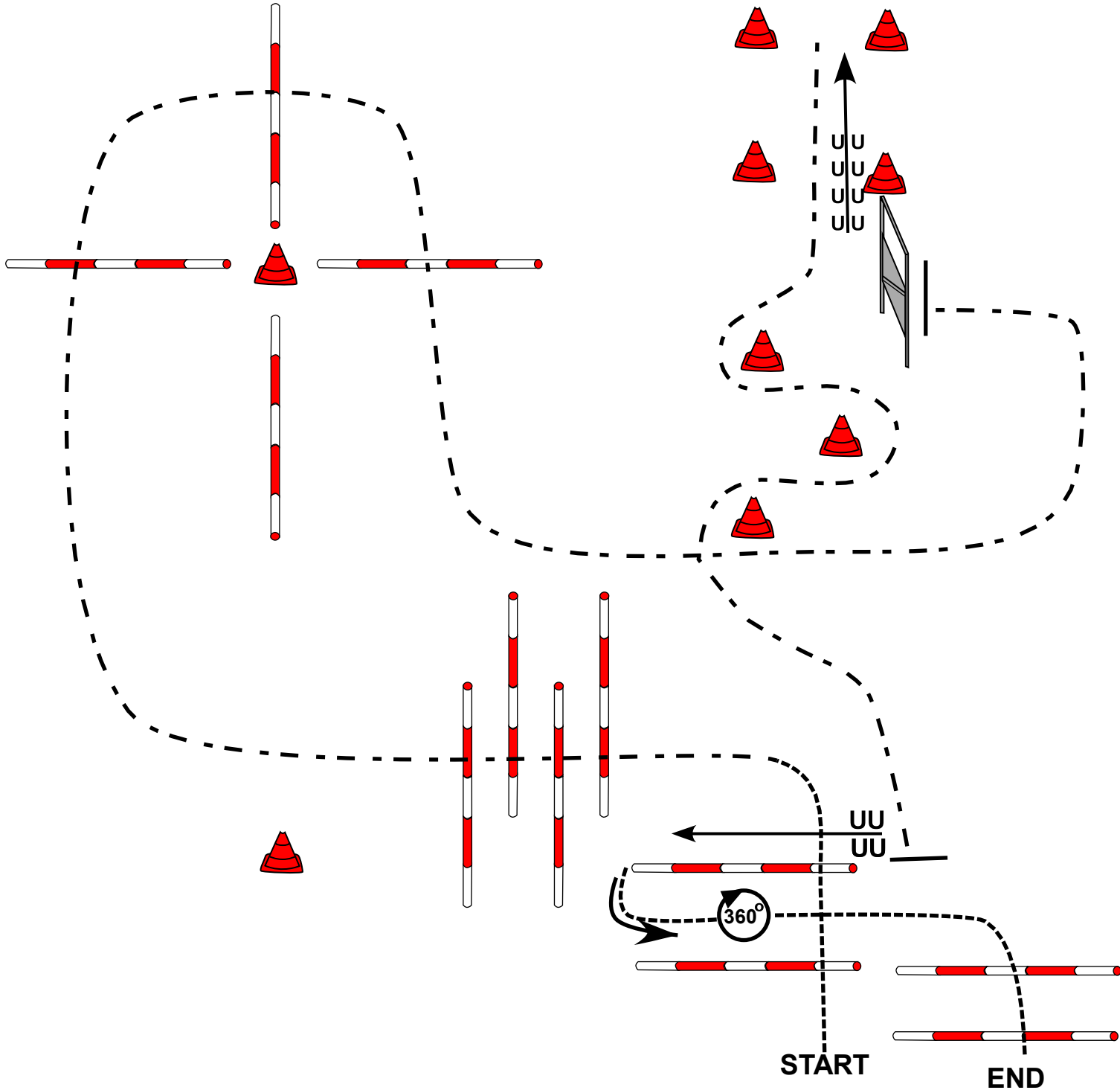
INSTRUCTIONS

1. Walk from A to a point even with B
2. Posting trot a circle around B, upon completion of that circle
3. Change diagonals and posting trot a circle around C, upon completion of that circle
4. Slow to sitting trot and trot to a point even with D
5. Pick up left lead canter and canter a circle around D, upon completion of that circle
6. Execute lead change (simple or flying)
7. Canter right lead and canter a circle around E, upon completion of that circle
8. Continue canter to F
9. Stop and back 4 steps



20³⁰/₄22

TRAIL IN HAND All Classes



KEY

- Walk -----
- Trot - - - - -
- Back
- Sidepass
- Turn
- Cone

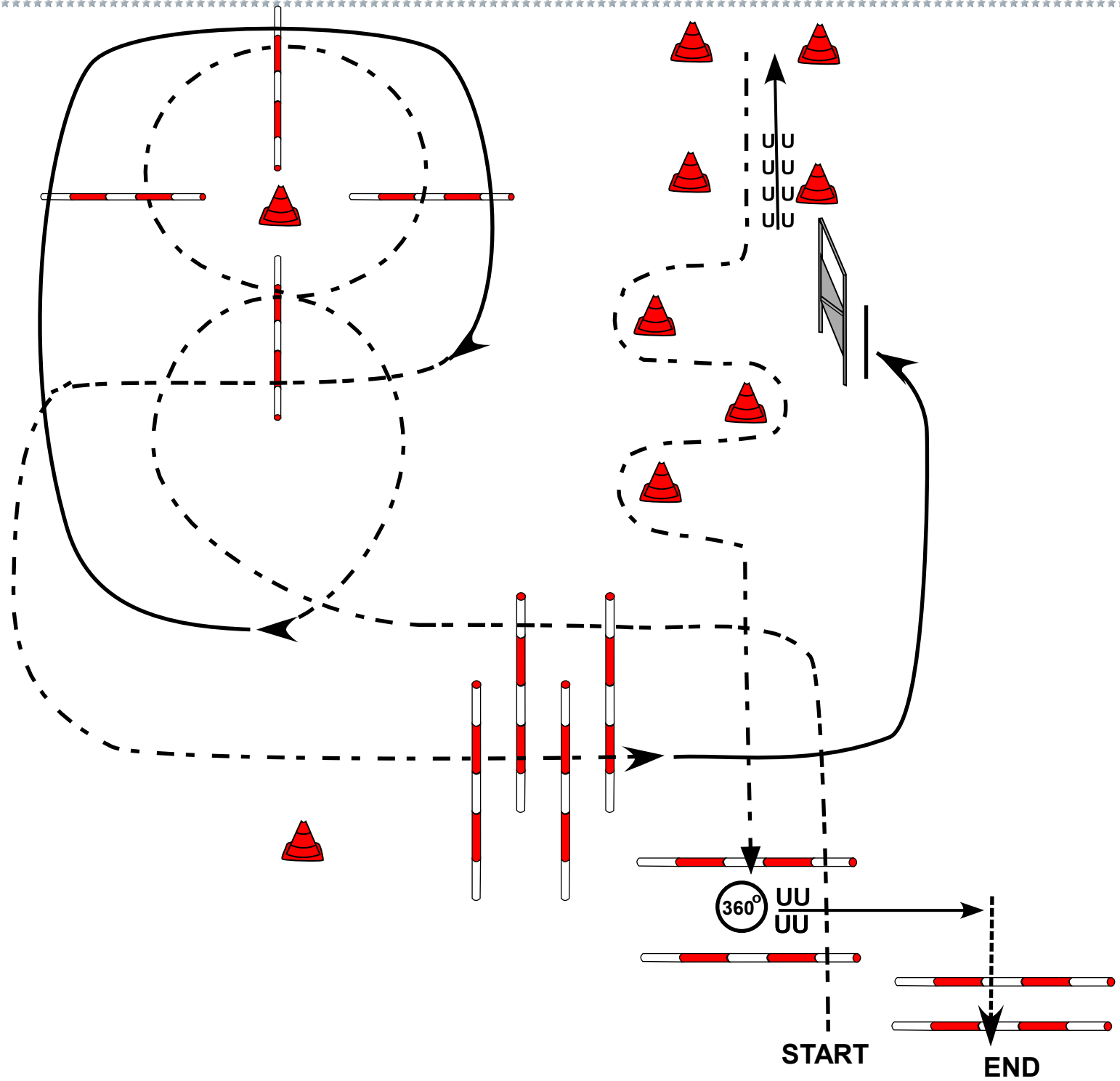
INSTRUCTIONS

- 1: Walk over poles
- 2: Trot over poles
- 3: Stop. Work the gate
- 4: Back into the cones
- 5: Jog serpentine to pole. Stop
- 6: Sidepass to the right with pole in front
- 7: Walk in between poles, do a 360 degree turn to the right
- 8: Walk over poles







20³⁰/₄22

TRAIL APHA Youth/SPB TRAIL ALL BREED



KEY

- Walk -----
- Jog - - - - -
- Lope _____
- Back 
- Sidepass 
- Turn 
- Cone 

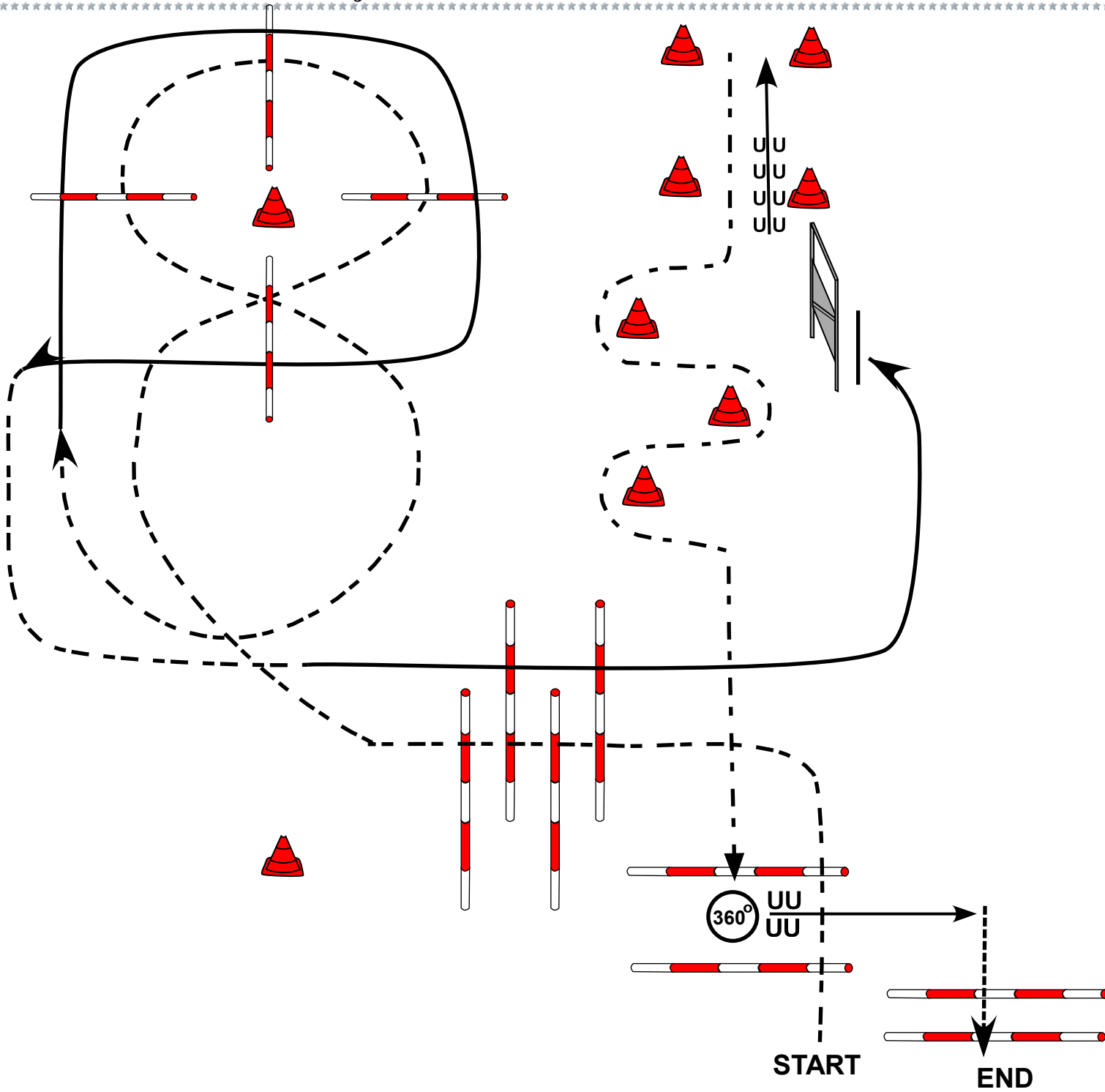
INSTRUCTIONS

1. Jog over the poles and serpentines
2. Lope right lead over poles
3. Jog over poles
4. Lope left lead
5. Stop. Work the gate
6. Back into the cones
7. Jog serpentine and jog in the box. Stop
8. 360 degree turn either way
9. Sidepass to the left
10. Walk over poles



20³⁰/₄22

TRAIL APHA Amateur TRAIL NSBA Non Pro



KEY

- Walk -----
- Jog - - - - -
- Lope _____
- Back
- Sidepass
- Turn
- Cone

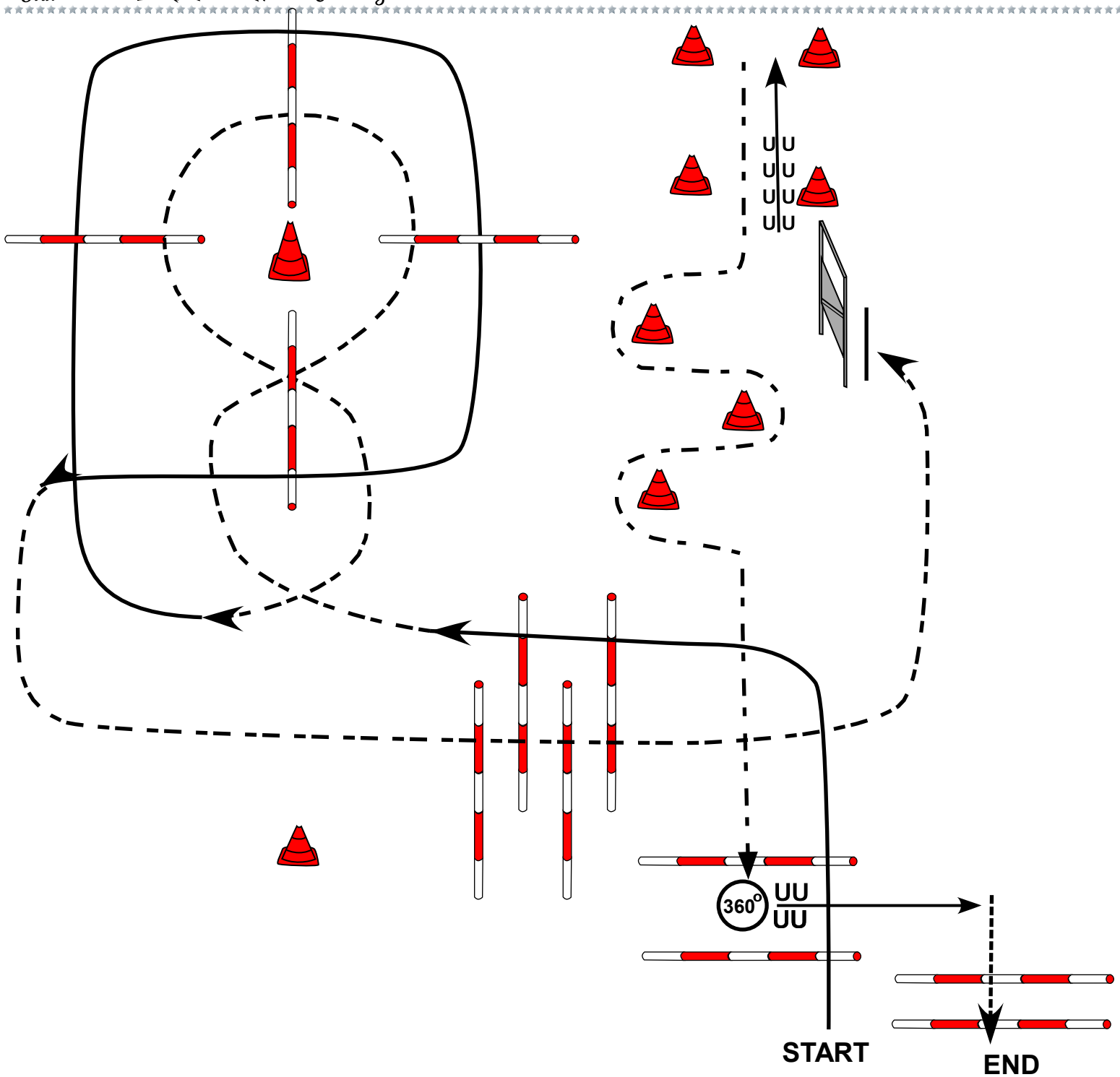
INSTRUCTIONS

1. Jog over the poles and serpentine
2. Lope right lead over poles
3. Jog
4. Lope left lead over poles
5. Stop. Work the gate
6. Back into the cones
7. Jog serpentine and jog in the box. Stop
8. 360 degree turn either way
9. Sidepass to the left
10. Walk over poles



20³⁰/₄22

TRAIL APHA OPEN TRAIL NSBA OPEN



KEY

- Walk -----
- Jog - - - - -
- Lope _____
- Back $\begin{matrix} \text{C} & \text{C} & \text{C} & \text{C} \\ \text{C} & \text{C} & \text{C} & \text{C} \end{matrix} \rightarrow$
- Sidepass $\begin{matrix} \text{UU} \\ \text{UU} \end{matrix} \rightarrow$
- Turn
- Cone

INSTRUCTIONS

- 1: Lope left lead over poles
- 2: Jog serpentine over poles
- 3: Lope right lead over poles
- 4: Jog over poles to the gate
- 5: Stop. Work the gate
- 6: Back into the cones
- 7: Jog serpentine and jog in the box
- 8: 360 degree turn either way
- 9: Sidepass to the left
- 10: Walk over poles



Star



Bonfire

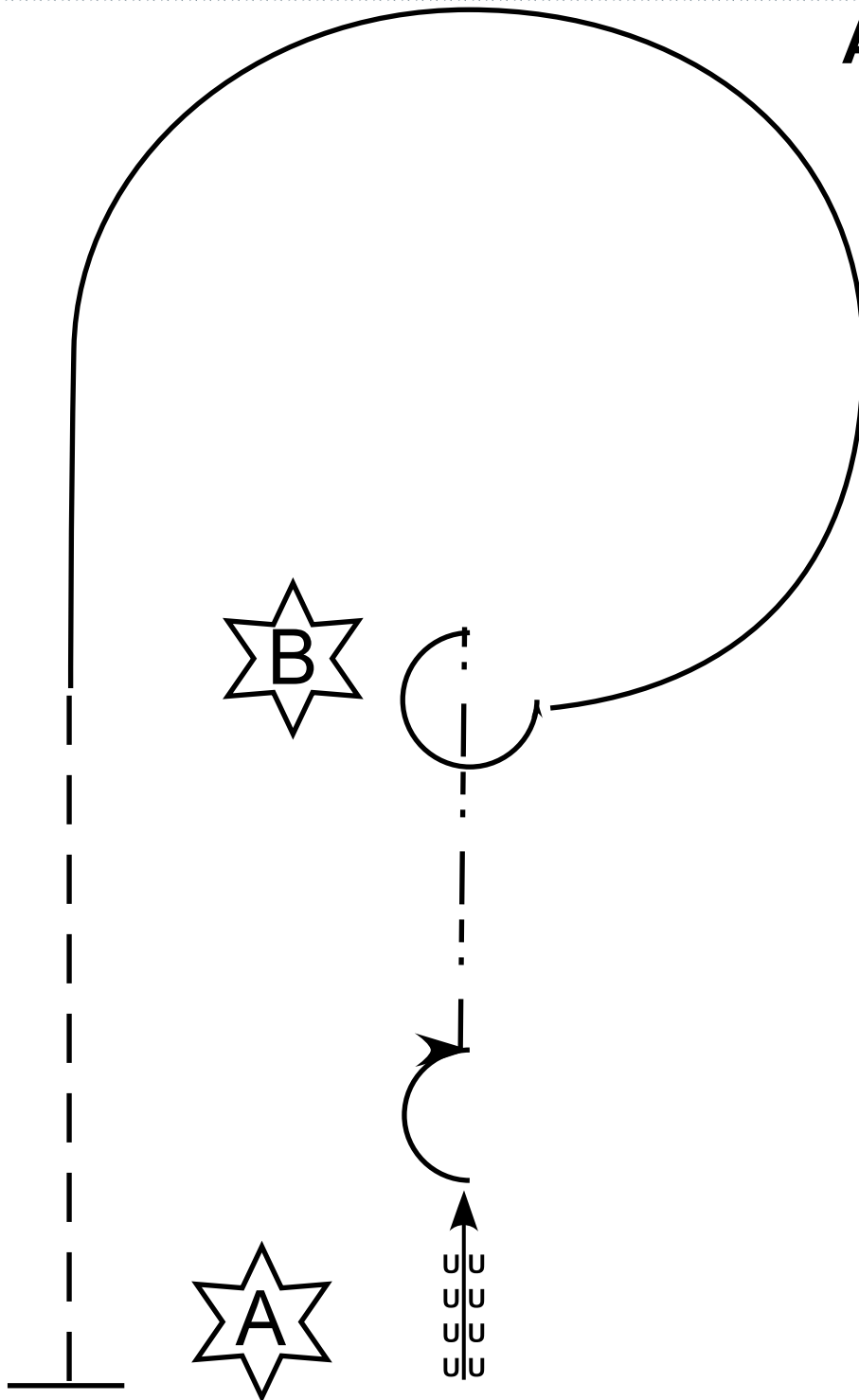


Challenge



20³⁰/₄22

HORSEMANSHIP APHA Youth/SPB +

ALL BREED



KEY

- Walk -----
- Jog - - - - -
- Extended jog — — —
- Lope —————
- Back 
- Turn 

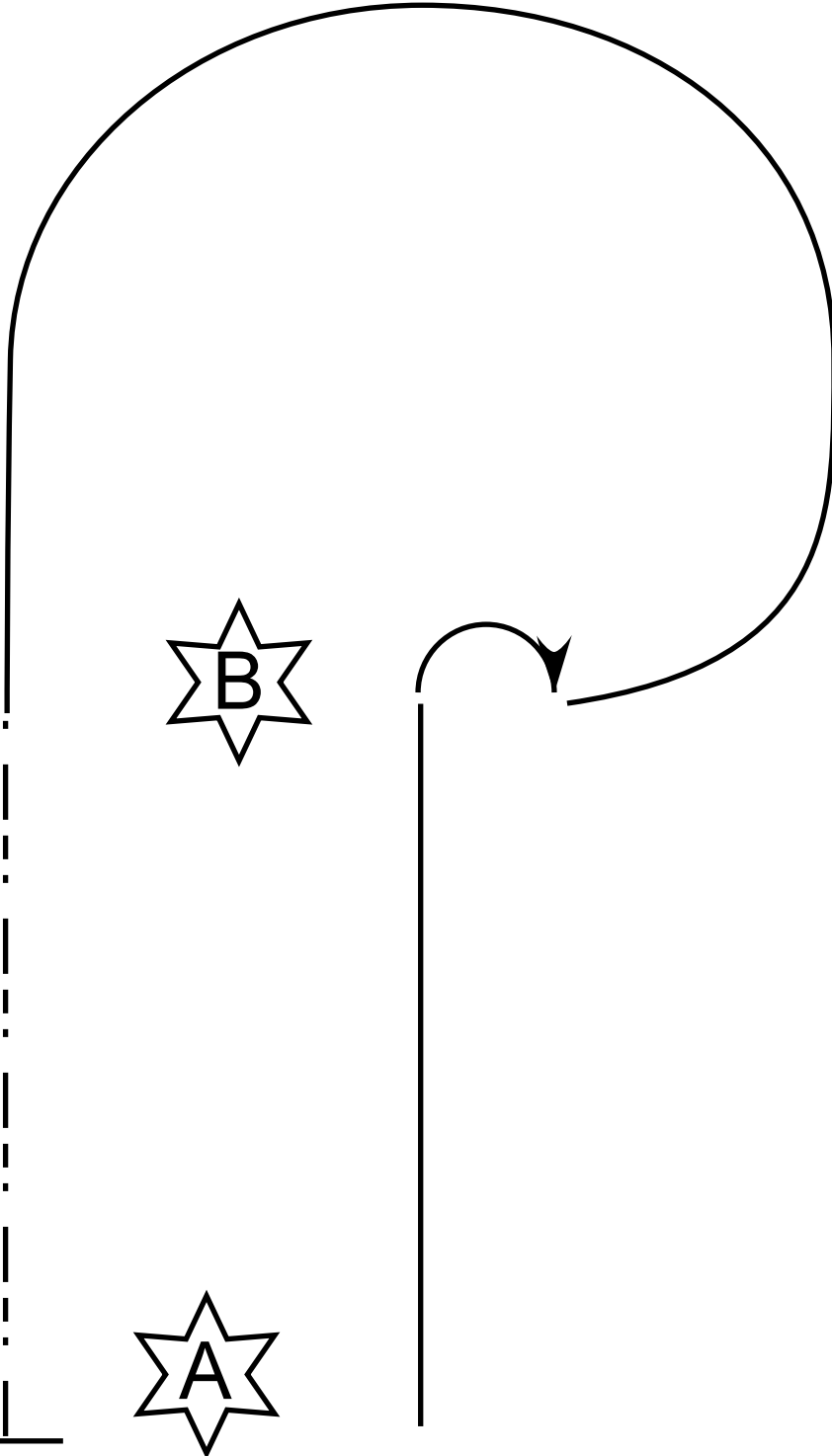
INSTRUCTIONS

1. Back 4 steps at A
2. Perform a 180 degree turn to the right
3. Jog to B. Stop
4. At B perform a 270 degree turn to the left
5. Lope a circle around B on the left lead
6. At B extended jog to A
7. At A stop



20³⁰/₄22

HORSEMANSHIP APHA AMATEUR



KEY

- Walk -----
- Jog - - - - -
- Lope _____
- Back $\begin{matrix} C & C & C & C \\ C & C & C & C \end{matrix}$ →
- Sidepass $\begin{matrix} UU \\ UU \end{matrix}$ →
- Turn

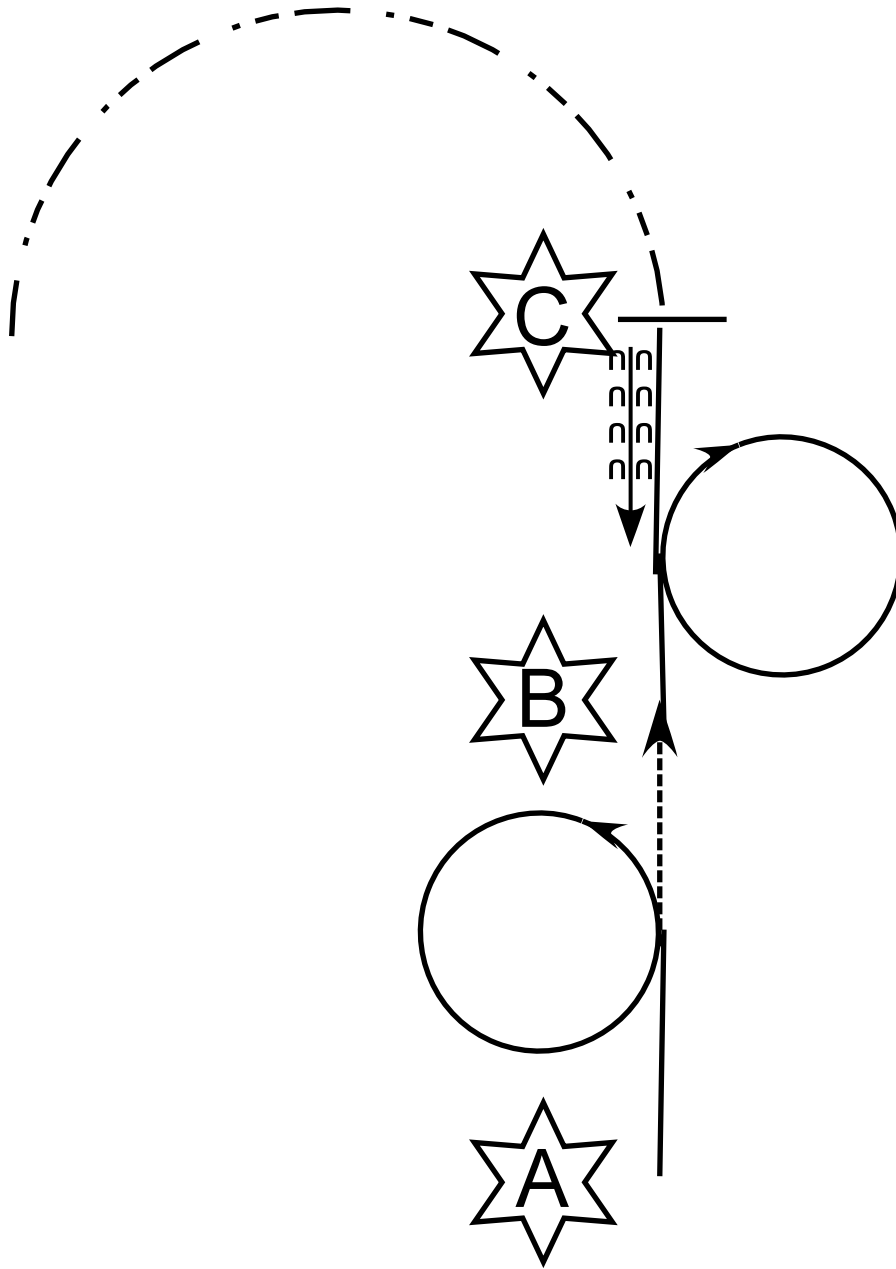
INSTRUCTIONS

1. Lope on the right lead from A to B. Stop
2. At B perform a 90 degree turn to the right
3. Lope a circle to B on left lead
4. At B extended jog to A
5. At A stop and back 4 steps



20³⁰/₄22

HORSEMANSHIP NSBA Non Pro



KEY

- Walk -----
- Jog - - - - -
- Extended jog — — —
- Lope —————
- Back $\frac{C}{C} \frac{C}{C} \frac{C}{C} \frac{C}{C} \rightarrow$

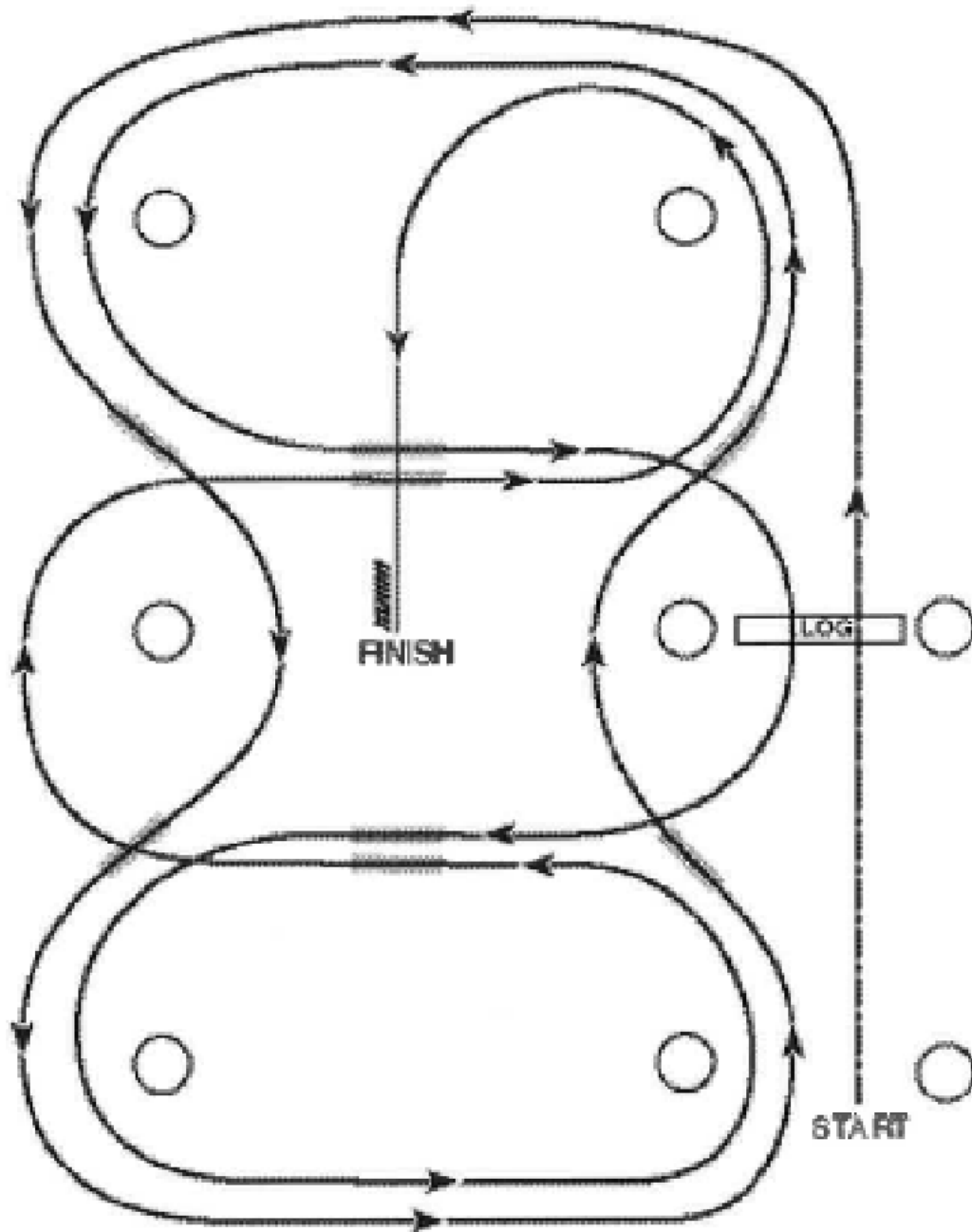
INSTRUCTIONS

1. Lope left lead from A, between cone A and B, lope a circle to the left
2. After circle break to walk and walk to cone B
3. Lope right lead from cone B, between cone B and C, lope a circle to the right and continue to cone C
- 4: Stop at cone C and back 10 steps
5. Jog to the rail



20³⁰/₄22

WESTERN RIDING Pattern 5 All Classes



KEY

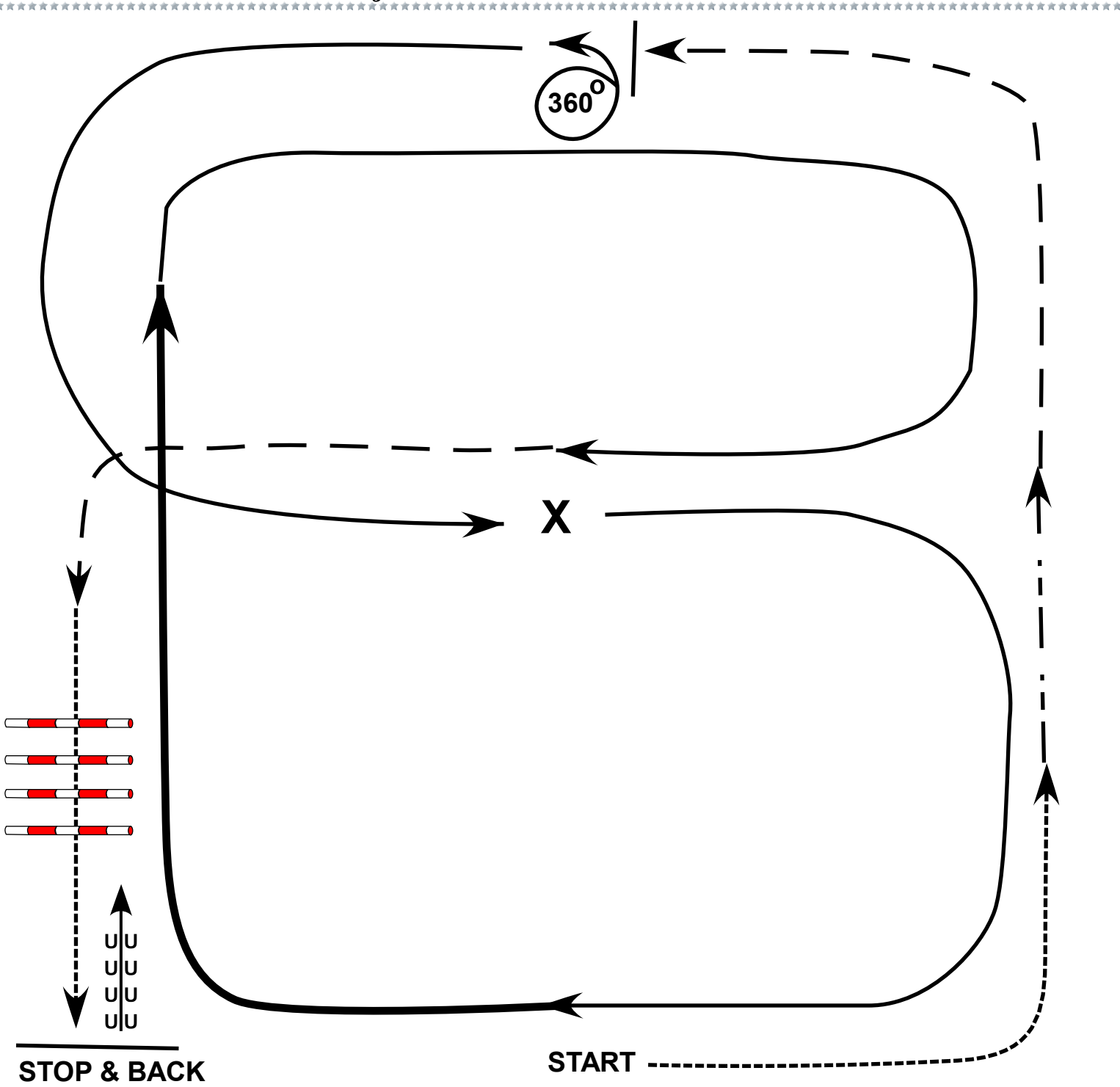
INSTRUCTIONS

1. Walk, transition to jog, jog over log
2. Transition to the lope on the left lead
3. First line change
4. Second line change
5. Third line change
6. Fourth line change
7. First crossing change
8. Lope over log
9. Second crossing change
10. Third crossing change
11. Fourth crossing change
12. Lope, stop and back

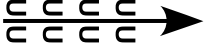



20³⁰/₄22

Ranch Riding Pattern 1: ALL Classes



KEY

- Walk -----
- Trot - - - - -
- Extended trot — — —
- Lope _____
- Extended lope _____
- Lead change **X**
- Back 
- Turn 

INSTRUCTIONS

1. Walk
2. Trot
3. Extended trot
4. Stop. Turn 360 degrees to the left
5. Lope left lead
6. Lead change, flying or simple
7. Lope right lead
8. Extended lope right lead
9. Lope right lead
10. Extended trot
11. Walk over poles
12. Stop and back