



# PATTERNS

Jälla 30 april 2018



## INDEX

	<b>PAGE</b>
<b>OPEN APHA &amp; SPB</b>	
Trail in hand 1-2 Y Old	7
Trail Open All Ages	10
Western Riding All Ages	14
Ranch Horse Pleasure All Ages	15
<b>AMATEUR APHA &amp; SPB</b>	
Showmanship	2
Hunt Seat Equitation	5
Trail	9
Western Horsemanship	12
<b>YOUTH</b>	
Showmanship	1
Hunt Seat Equitation	4
Trail	8
Western Horsemanship	11
<b>NSBA</b>	
Non Pro Showmanship	4
Non Pro Hunt Seat Equitation	10
Non Pro Western Horsemanship	7
Open Trail in hand 1&2 yr old	7
Non Pro Trail	9
Open Trail	10
<b>ALLBREEDS</b>	
Showmanship All Ages	1
Hunt Seat Equitation All Ages	4
Trail in hand 1-2 yr old	7
Trail All Ages	8
Western Horsemanship All Ages	11
Western Riding All Ages	14
Ranch Horse Pleasure All Ages	15

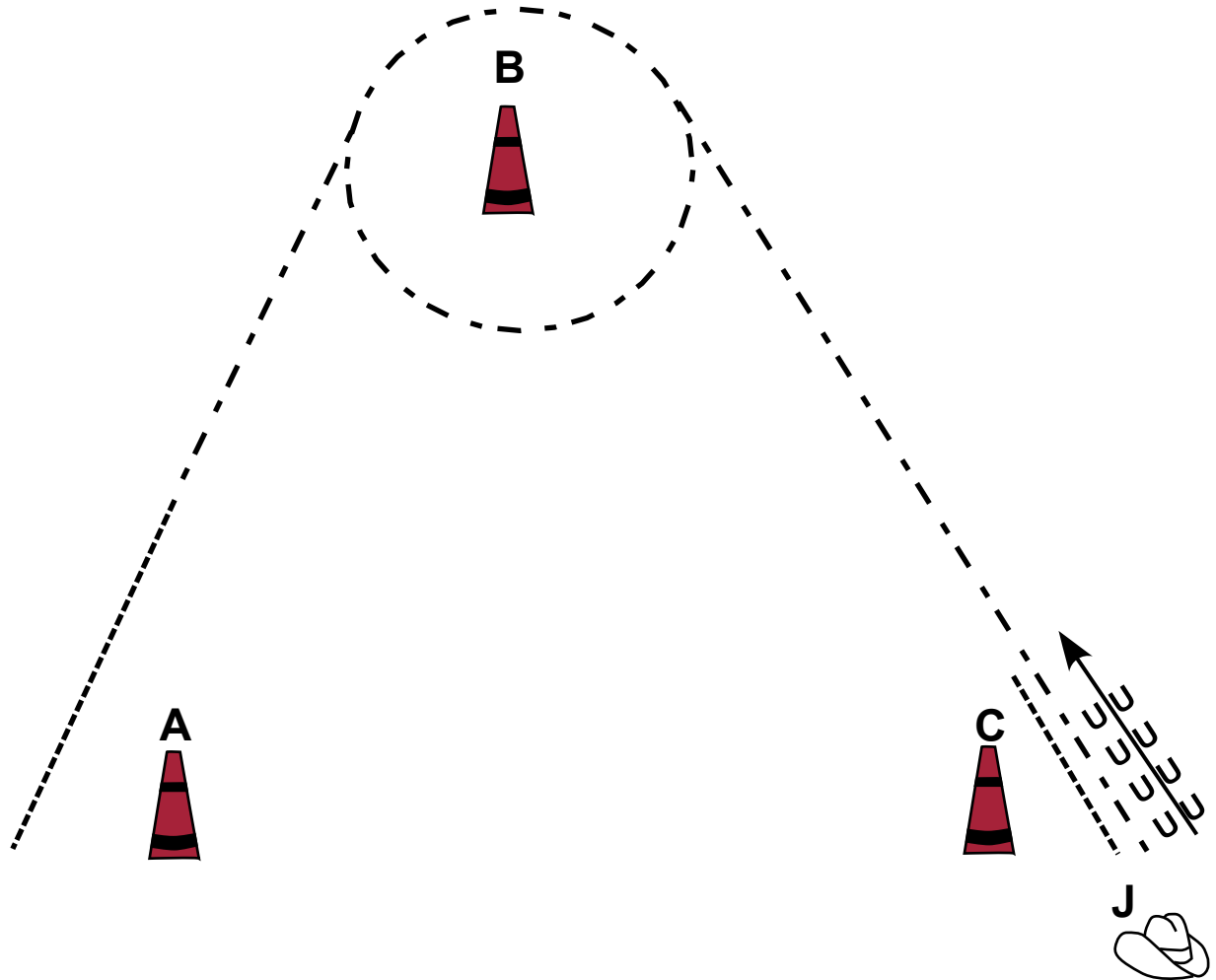


# PATTERNS

Jälla 30 april 2018



## SHOWMANSHIP ALL BREED / APHA YOUTH / 1-2 yr Open NSBA



Be ready at A

1. Walk from A to halfway to B.
2. Start trotting halfway to B.
3. Trot a circle around B and continue to C.
4. Stop at C. Back one horse length.
5. Walk to judge and set up for inspection.
6. Walk out and follow the instructions of your ring steward.

Walk	-----
Trot	- - - - -
Back	← u u u u u
Marker	Ⓐ
Judge	

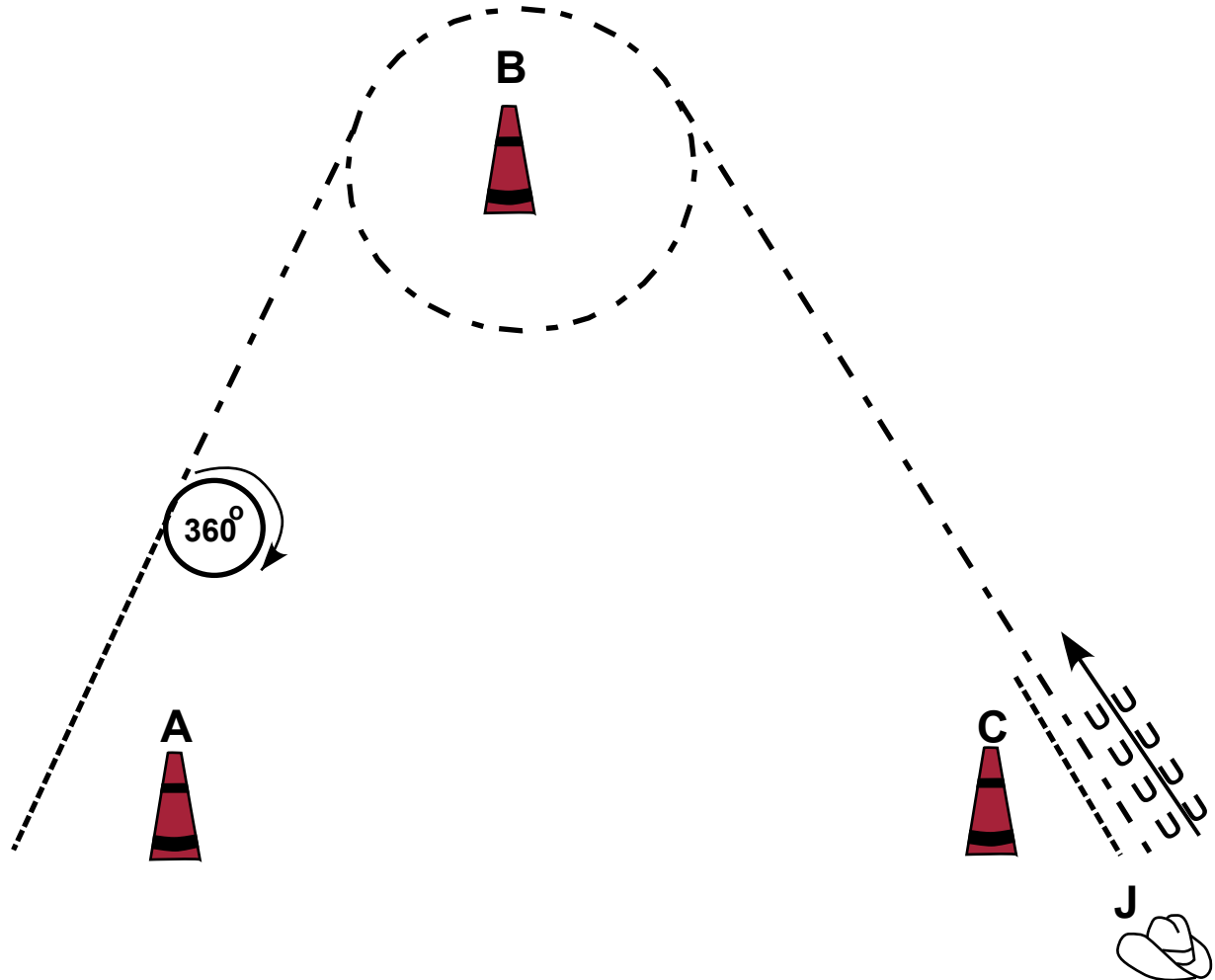


# PATTERNS

Jälla 30 april 2018



## SHOWMANSHIP APHA AMATEUR



Be ready at A

1. Walk from A to halfway to B.
2. Execute a 360 degree turn.
3. Trot a circle around B and continue to C.
4. Stop at C. Back 4 steps.
5. Walk to judge and set up for inspection.
6. Walk out and follow the instructions of your ring steward.

Walk	-----
Trot	- - - - -
Back	← u u u u
Marker	Ⓐ
Turn	⊙
Judge	👤

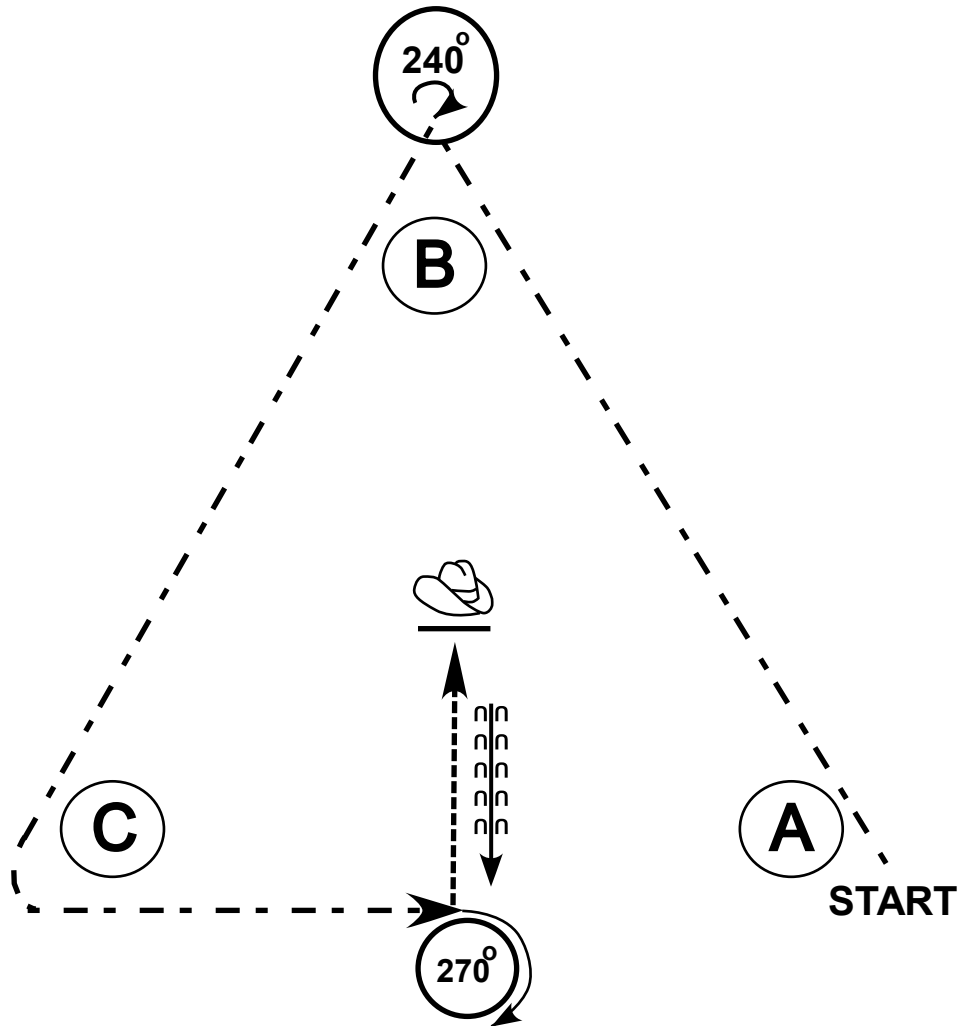


# PATTERNS

Jälla 30 april 2018



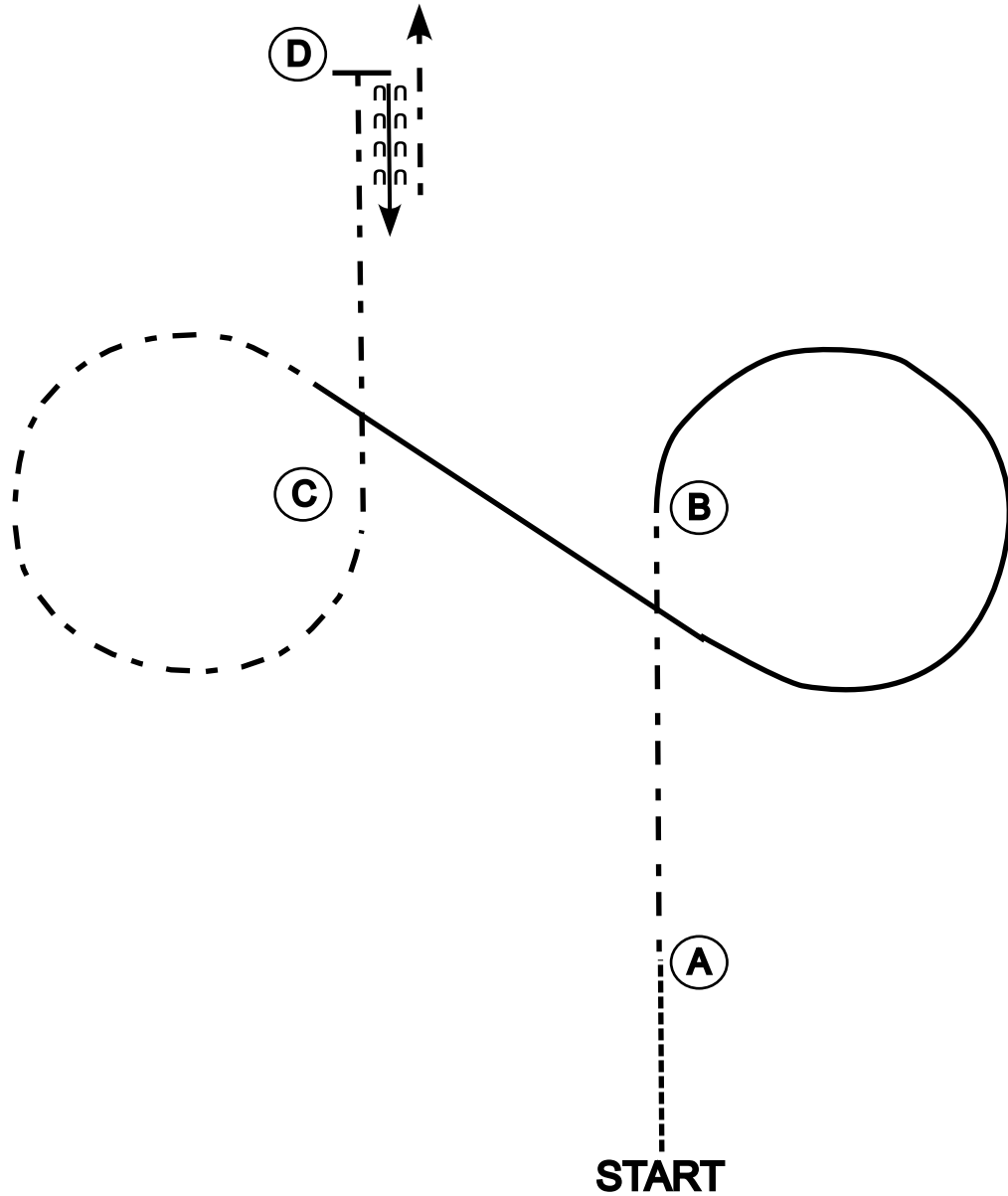
## SHOWMANSHIP NSBA NON PRO



1. Start at A. Trot past B and stop.
2. Perform a 240 degree turn.
3. Trot to C and around C and continue halfway to A. Stop.
4. Perform a 270 degree turn and walk to judge.
5. Set up for inspection.
6. Back out and follow the instructions of your ring steward.

Walk	-----
Jog	- - - - -
Back	← 3 3 3 3 3
Marker	Ⓐ
Turn	○
Judge	👤

## HUNT SEAT EQUITATION ALL BREED / APHA YOUTH



Be ready before A.

1. Walk to A.
2. Posting trot on left diagonal to B.
3. At B canter a circle to the right and continue to C.
4. At C, sitting trot a circle to the left.
5. Posting trot on the right diagonal from C to D.
6. Stop at D and back approximately one horse length.

Exit at a sitting trot and follow the instructions of your ring steward.

Walk	-----
Trot	- - - - -
Extended Trot	— — —
Canter	—————
Back	← 3 3 3 3 3
Marker	Ⓐ

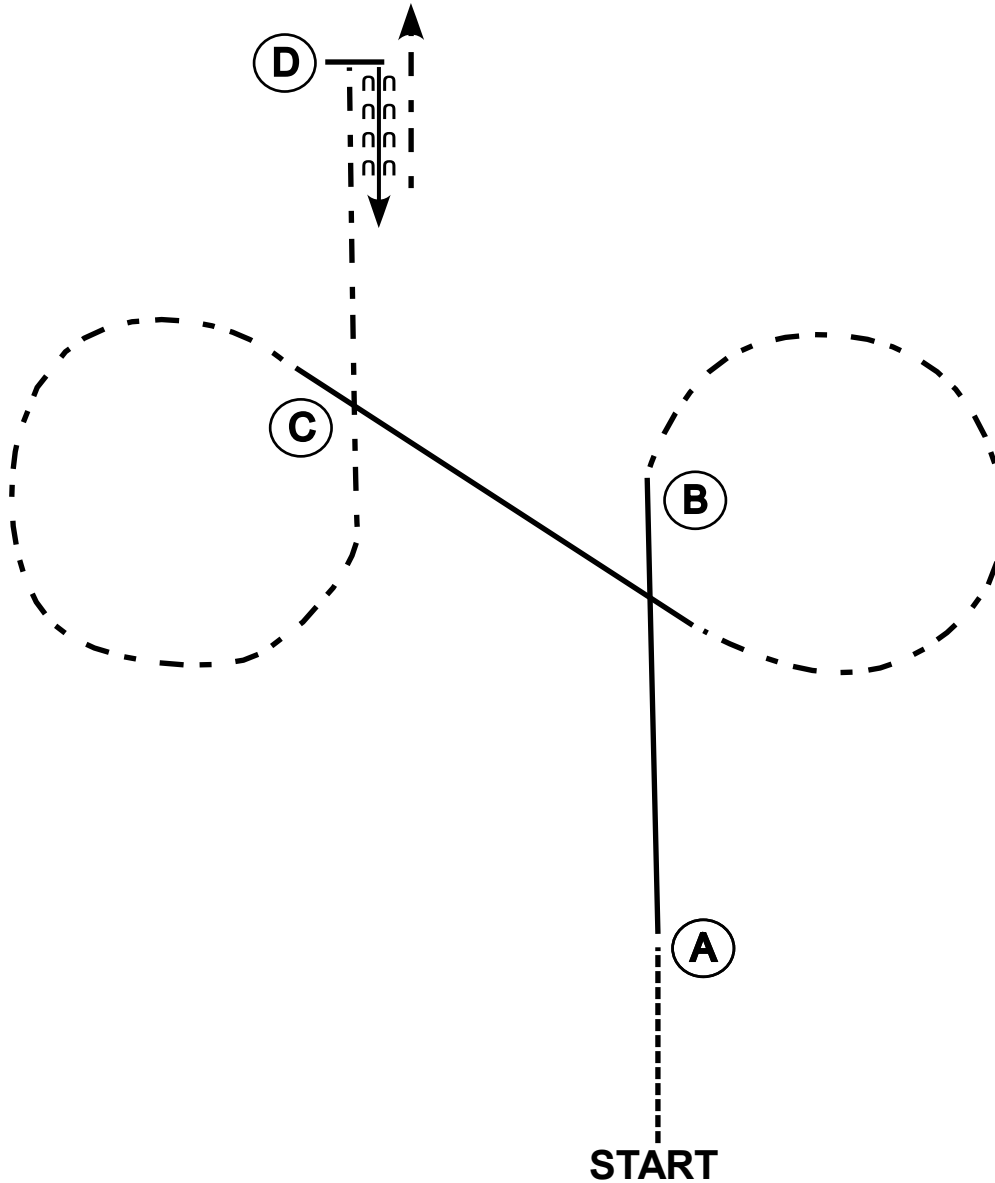


# PATTERNS

Jälla 30 april 2018



## HUNT SEAT EQUITATION APHA AMATEUR



Be ready before A

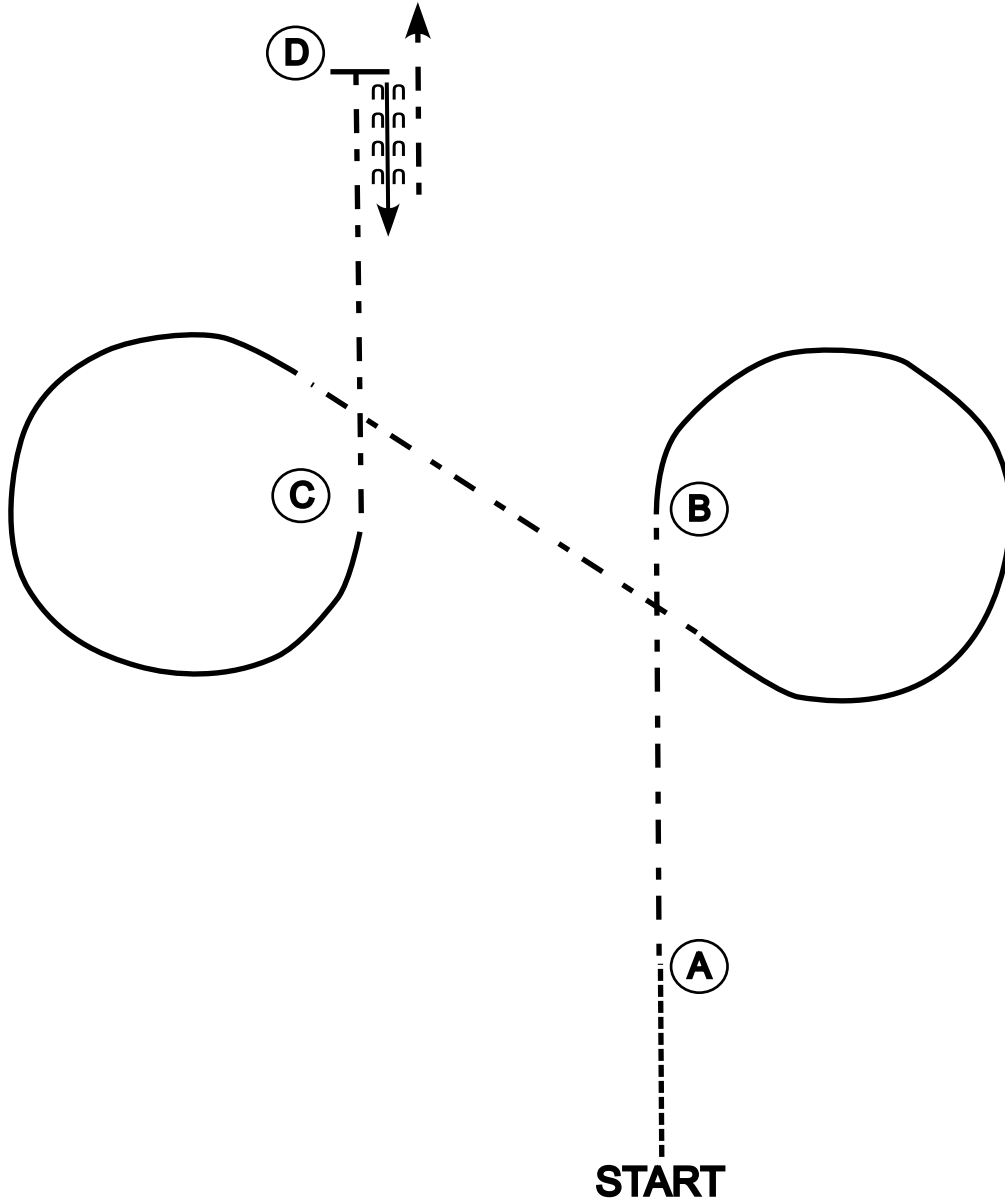
1. Walk to A
2. Canter on the right lead to B
3. Posting trot a circle to the right on the left diagonal
4. When even with B, canter on the left lead to C
5. At C, posting trot a circle to the left on the right diagonal
6. Sitting trot from C to D
7. Stop at D and back approximately one horse length.

Walk	-----
Trot	- - - - -
Extended Trot	— — —
Canter	—————
Back	← 3 3 3 3 3
Marker	Ⓐ

Exit at a sitting trot

*Follow the instructions of your ring steward*

## HUNT SEAT EQUITATION NSBA NON PRO



Be ready before A.

1. Walk to A.
2. Posting trot on the left diagonal to B.
3. At B canter a circle to the right.
4. When even with B, sitting trot to C.
5. At C, canter a circle to the left.
6. Posting trot on the right diagonal from C to D.
7. Stop at D and back approxiamtely one horse lenght.

Exit at a walk and follow the instructions of your ring steward.

Walk	-----
Trot	- - - - -
Extended Trot	— — —
Canter	—————
Back	← 3 3 3 3 3
Marker	Ⓐ

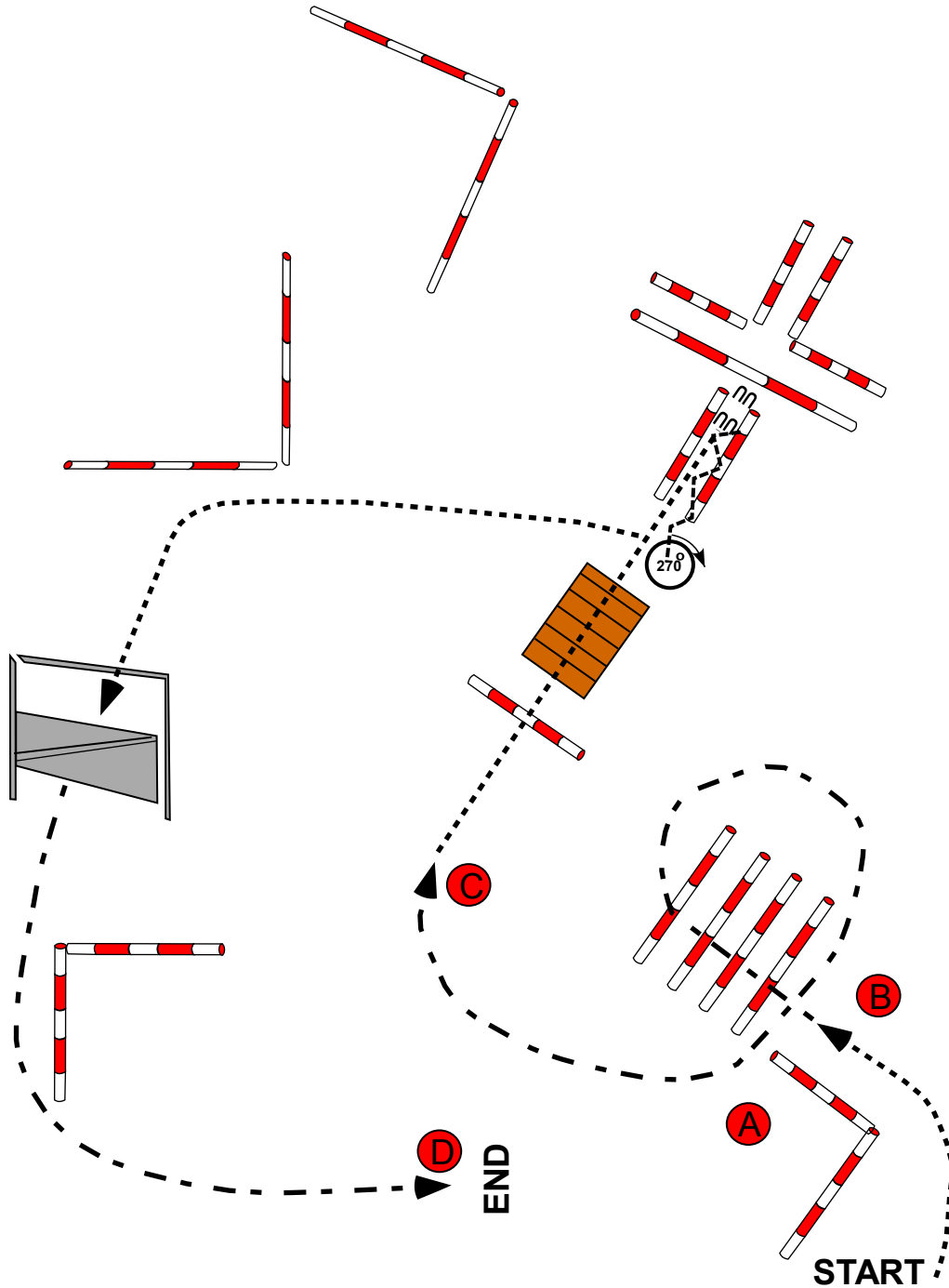


# PATTERNS

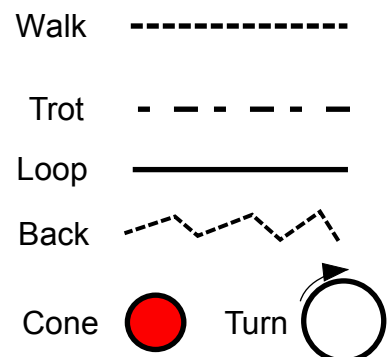
Jälla 30 april 2018



## TRAIL IN HAND 1&2 YEAR OLD - ALL BREEDS / APHA / NSBA



1. Walk to cone B
2. Trot over the logs and continue to C
3. Walk, continue over the bridge and walk through the logs, stop.
4. Back up and make a turn 270 degree.
5. Walk to the gate and work the gate
6. Trot to D





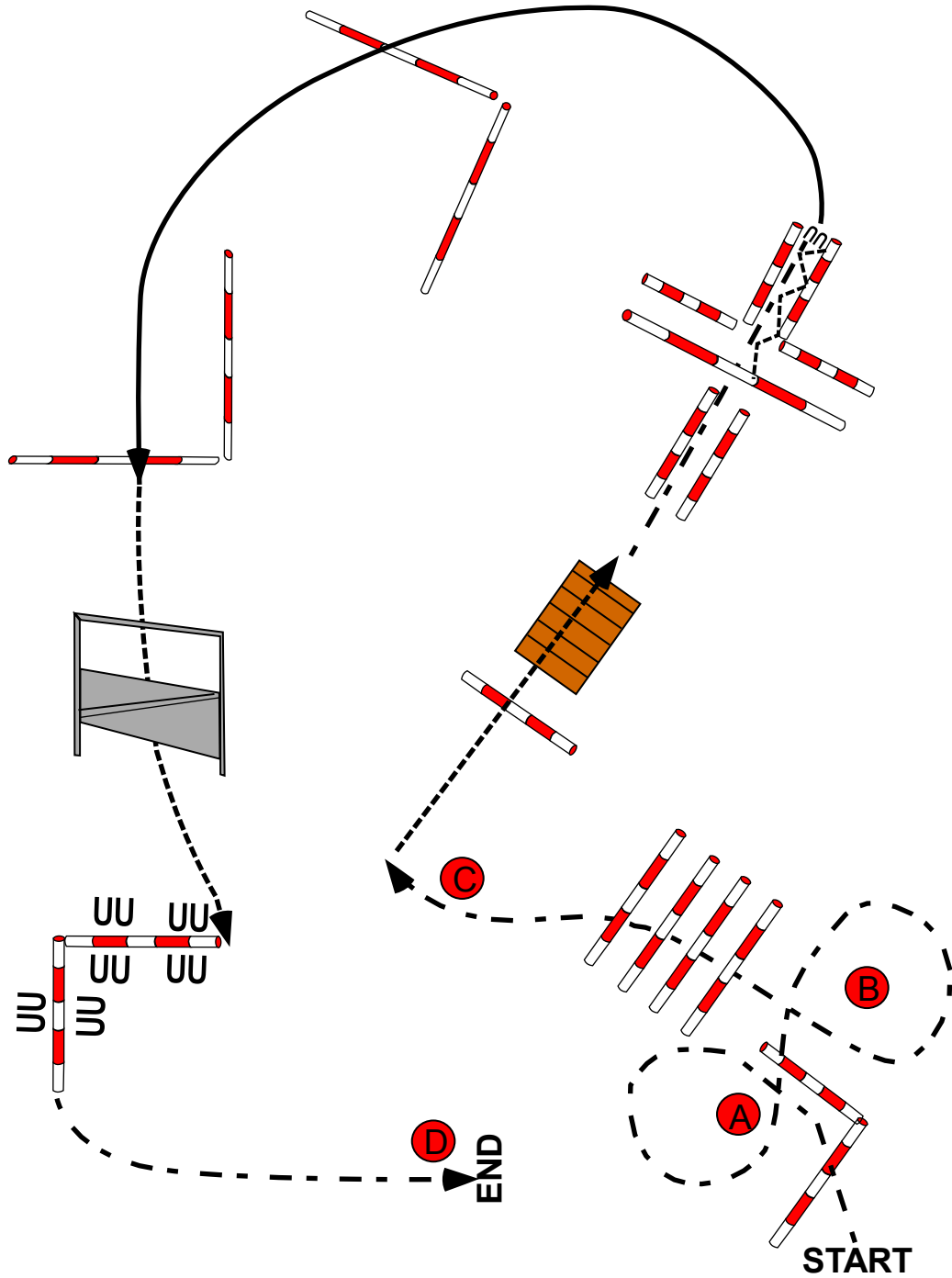


# PATTERNS

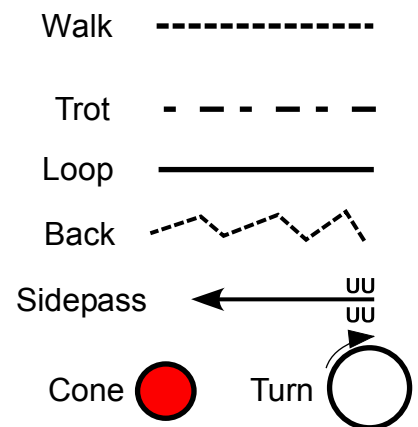
Jälla 30 april 2018



## TRAIL ALL BREED/ APHA YOUTH



1. Start to jog over the log and around A, over the log, around B, over the logs to C.
2. At C walk, continue over the bridge and walk through and over the logs, stop.
3. Back up.
4. Pick up left lope and lope over the logs
5. Break to walk and walk to the gate and work the gate and continue walk to the logs
6. Sidepass to the right over the logs
7. Jog out to D





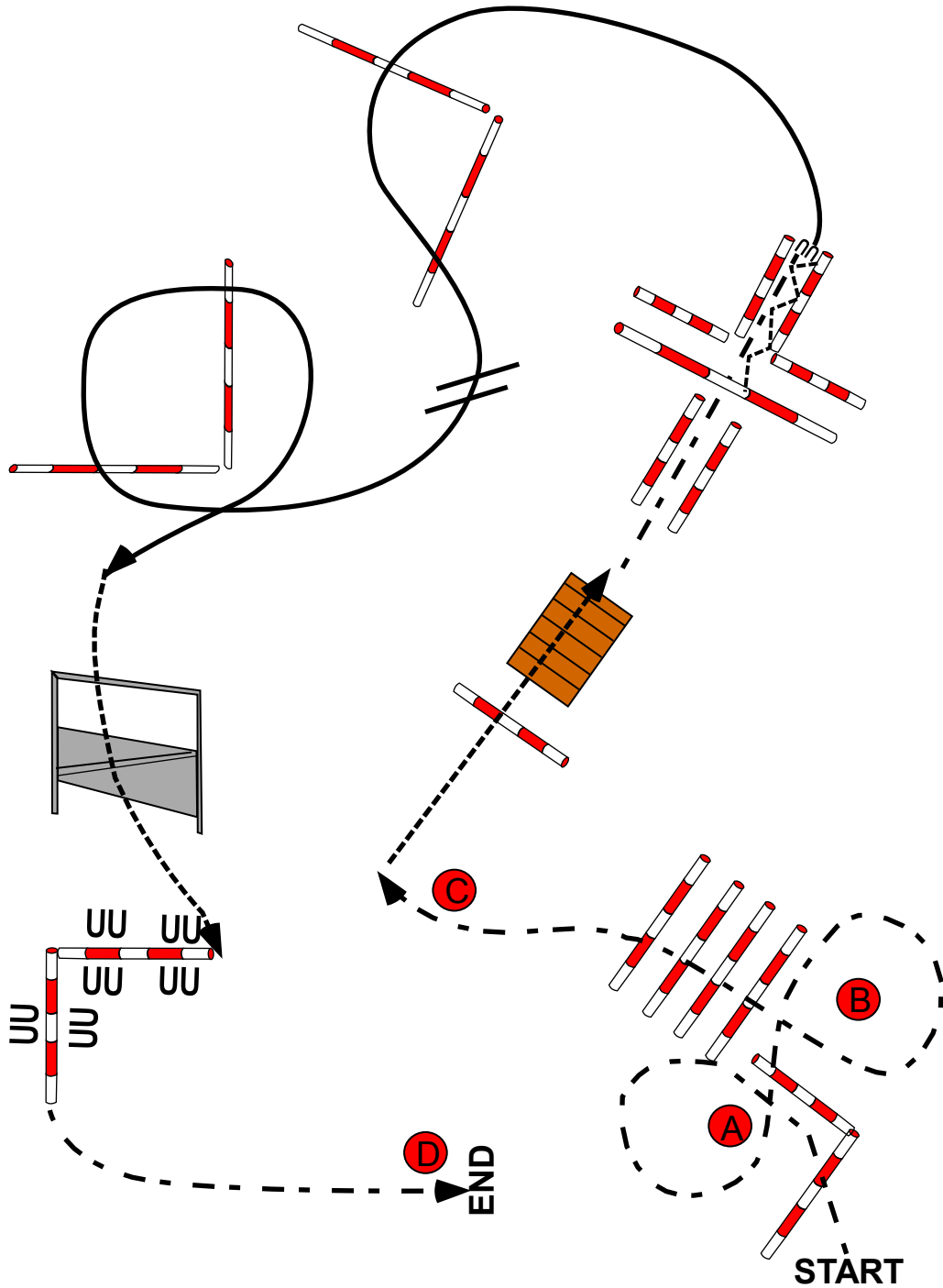


# PATTERNS

Jälla 30 april 2018



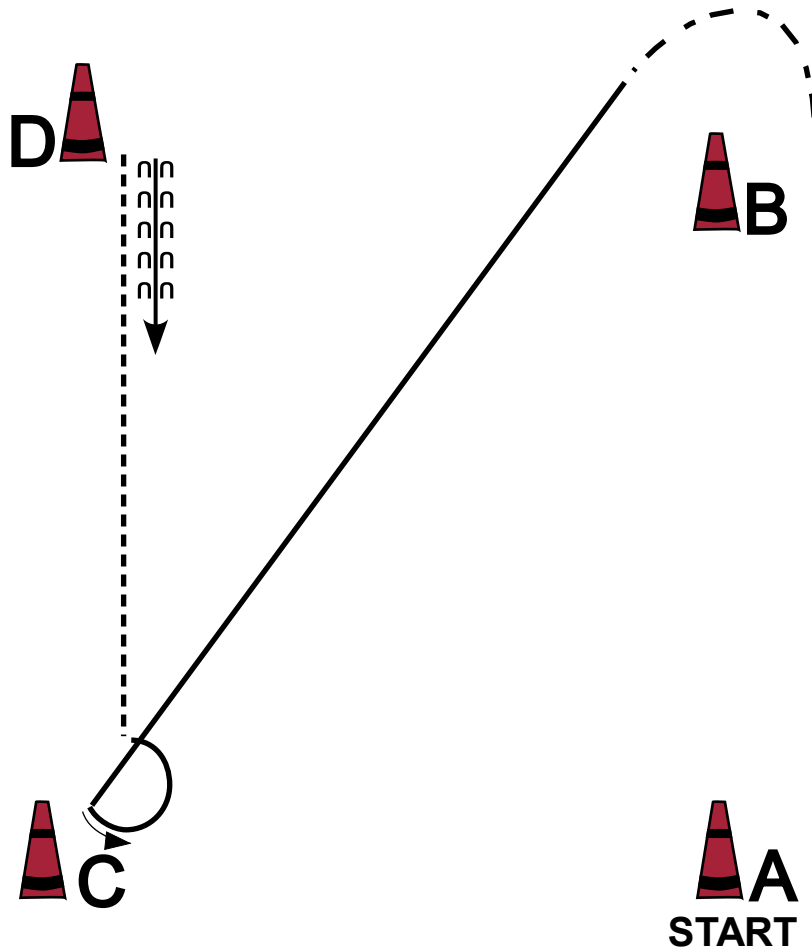
## TRAIL APHA OPEN / NSBA OPEN



1. Start to jog over the log and around A, over the log, around B, over the logs to C.
2. At C walk, continue over the bridge and walk through and over the logs, stop.
3. Back up.
4. Lope to the left over the logs, make a lead change (simple or flying) and continue lope to the right over the logs
5. Break to walk and walk to the gate and work the gate and continue walk to the logs
6. Sidepass to the right over the logs
7. Jog out to D

Walk	-----
Trot	- - - - -
Loop	—————
Back	-----
Sidepass	← UU UU
Cone	●
Turn	○



## HORSEMANSHIP ALL BREED / APHA YOUTH



Be ready at A

1. Extended jog from A to B
2. At B back to jog around B
3. Between B and C lope on the left lead
4. Stop at C and perform a 200 degree turn to the left
5. Walk to D. Stop. Back 5 steps

*Follow the instructions of your ring steward*

Walk	-----
Trot	- - - - -
Extended Trot	— — —
Canter	—————
Back	← 3 3 3 3 3
Marker	Ⓐ
Cone	
Turn	

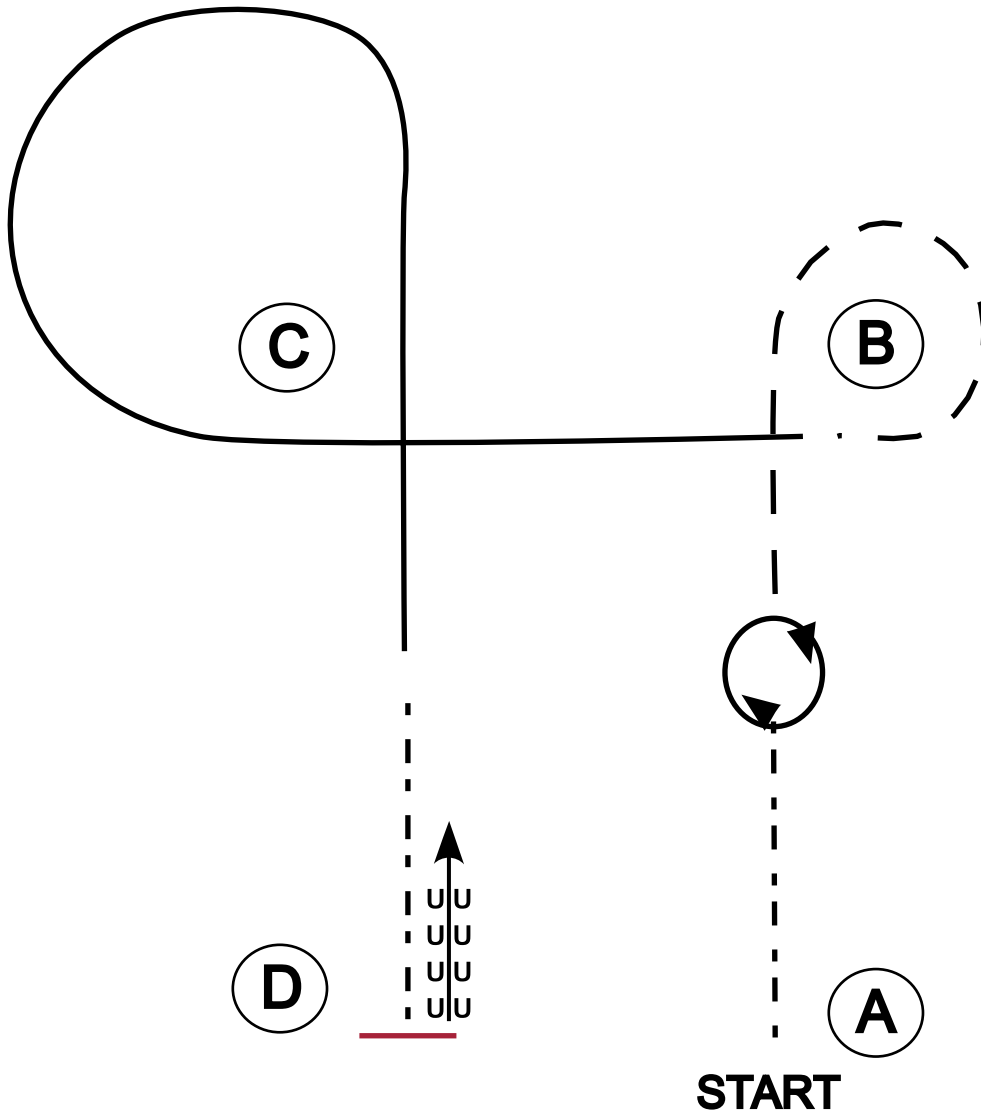


# PATTERNS

Jälla 30 april 2018



## HORSEMANSHIP APHA AMATEUR



Be ready at A

1. Jog to half way between A and B.
2. Stop and perform a 360 degree turn to right.
3. Extended jog around B.
4. Lope on the right lead around C and halfway to D.
5. Break to a jog and jog to D. Stop and back 4 steps.

Walk	-----
Jog	- - - - -
Extended Jog	— — —
Lope	—————
Back	← 3 3 3 3 3
Marker	Ⓐ

Follow the instructions of your ring steward.

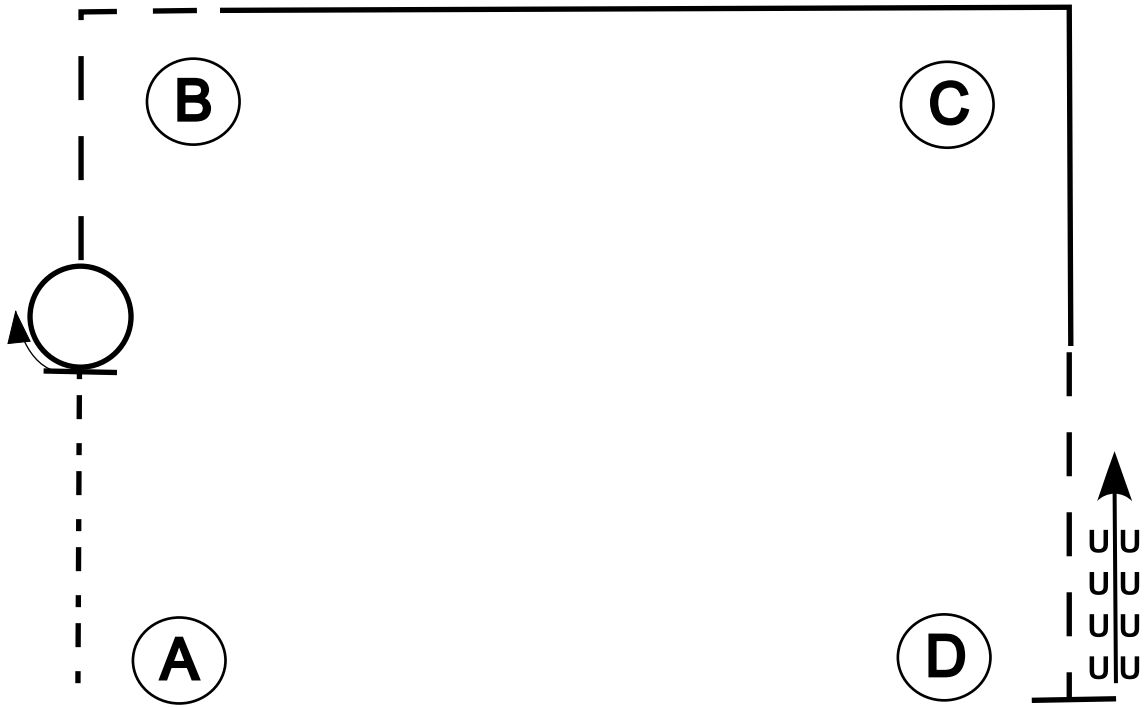


# PATTERNS

Jälla 30 april 2018



## HORSEMANSHIP NSBA NON PRO

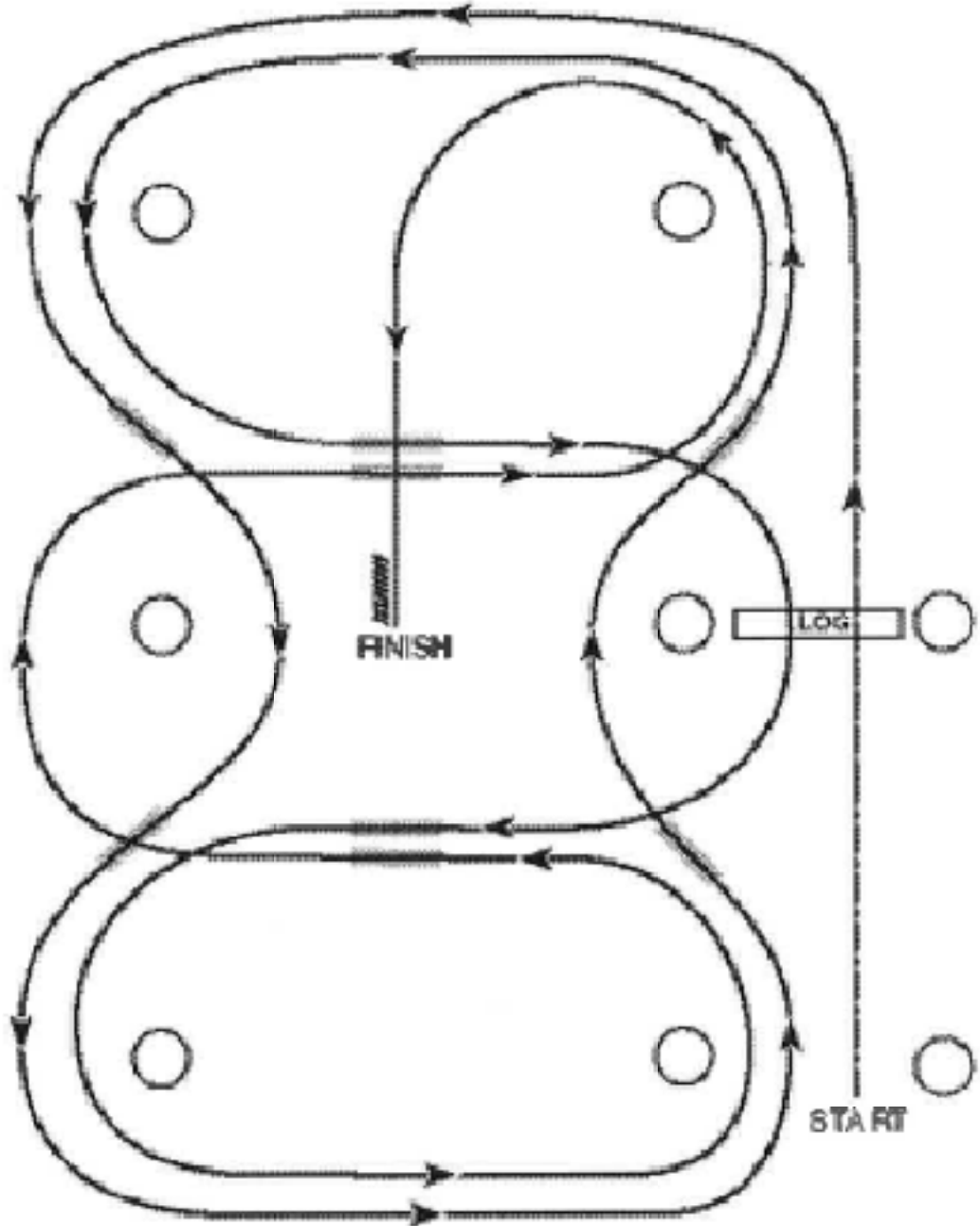


Be ready at A

1. Jog to half way between A and B.
  2. Stop and perform a 360 degree turn to the right.
  3. Extended jog around B.
  4. Lope on the right lead around C and halfway to D.
  5. Break to a jog and jog to D. Stop and back 4 steps.
- Follow the instructions of your ring steward.

Walk	-----
Jog	- - - - -
Extended Jog	— — —
Loop	—————
Back	← 3 3 3 3 3
Marker	Ⓐ
Turn	⊙

## WESTERN RIDING ALL BREED / APHA ALL AGES (pattern 5)



1. Walk, transition to jog, jog over log
2. Transition to the lope on the left lead
3. First line change
4. Second line change
5. Third line change
6. Fourth line change
7. First crossing change
8. Lope over log
9. Second crossing change
10. Third crossing change
11. Fourth crossing change
12. Lope, stop and back

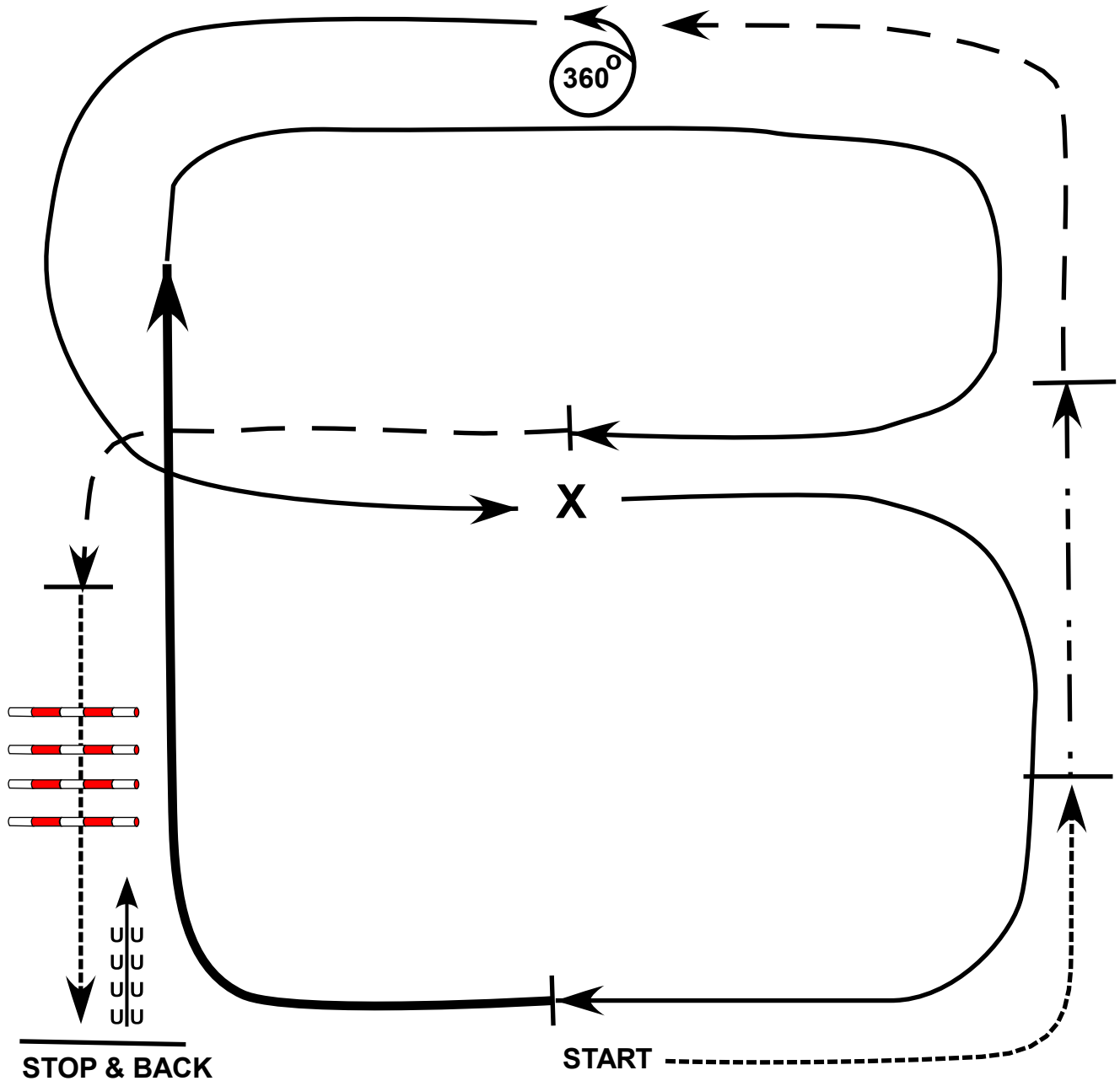


# PATTERNS

Jälla 30 april 2018



## RANCH PLEASURE ALL BREED



1. Walk
2. Jog
3. Extended jog
4. Stop. Turn 360 degree to the left
5. Lope left lead
6. Lead change
7. Lope right lead
8. Extended lope right lead
9. Lope right lead
10. Extended jog
11. Walk over poles and continue walk
12. Stop and back

- Walk -----
- Jog - - - - -
- Extended jog — — —
- Lope \_\_\_\_\_
- Extended lope \_\_\_\_\_
- Lead change X
- Back  $\begin{matrix} \leftarrow \leftarrow \leftarrow \leftarrow \\ \leftarrow \leftarrow \leftarrow \leftarrow \end{matrix}$
- Turn  $\bigcirc$